

Presented by Handweavers Guild of America, Inc.  
WeaveSpinDye.org



# 2024 CONVERGENCE<sup>®</sup>

## Wichita, Kansas

### International Fiber Arts Conference

July 11–17, 2024

Seminars | Workshops | Fashion Show | Exhibits | Tours | Marketplace

## REGISTRATION INFORMATION



**Contents:**

Exhibits ..... 9  
 Fiber Trust ..... 42  
 Filming & Photography Notice..... 43  
 Health & Safety ..... 43  
 Hotels ..... 43  
 Internships..... 4  
 Keynote..... 2,8  
 Leaders..... 14–16  
 Marketplace ..... 10–11  
 Meals ..... 13  
 Meetings & Gatherings ..... 5  
 Membership ..... 44  
 Registration ..... 3  
 Registration Worksheet ..... 41  
 Schedule-at-a-Glance ..... 4–5  
 Session Grid ..... 38–40  
 Sessions ..... 17–37  
 Special Events ..... 6–8  
 Tours ..... 12  
 Transportation..... 43  
 Volunteer ..... 4

**New for 2024:**

- **Speedy Registration & Name Badges:** We have upgraded our registration process on-site to speed up the check-in process. Attendees will receive lanyards containing name badges with a QR code that will be scanned to admit them to events. *Sponsored by Harrisville Designs.*



- **Event App:** Attendees will have access to an app to view their schedule, check out Marketplace vendors, and connect with other attendees. This app will be available before, during, and for the 90 days following Convergence®.
- **Skein Competition:** Spinners enter your work to be judged and placed on exhibit in the Marketplace. *Sponsored by Kromski North America. See page 9.*
- **Breed Study:** With expert guidance from the Wichita Weavers, Spinners & Dyers Guild, participate in a breed study and share your results. *Sponsored by Clemes & Clemes and The Natural Twist. See page 6.*

Convergence® is organized and sponsored by the Handweavers Guild of America, Inc. (HGA) under direction of HGA's Convergence® 2024 Steering Committee; with support from many volunteers, including guilds and businesses, who have given their time and talent, and with help from the City of Wichita.

**Photo credits:** Terry Dwyer, Sally Orgren, David Rorick, & Wayne Smith, or supplied by the artist.

**Join us for HGA's 2024 Convergence® in Wichita, Kansas!**

Welcome to the ultimate international fiber art experience: Handweavers Guild of America, Inc.'s (HGA) Convergence® conference! We've planned an exciting week of activities and events. Join fellow fiber art enthusiasts in the immersive Convergence® experience:

- F**eel inspired by exhibits featuring the work of artists from around the world
- I**ndulge in seminars and workshops taught by prestigious and innovative leaders in the fiber arts
- B**uild your community with old friends and new at the fashion show and various special events
- E**mbark on a tour to private artist studios and behind-the-scenes textile experiences
- R**oam the fiber art marketplace shopping for the latest tools, materials, yarn and more

One of the best things about visiting Wichita is its central location. Upon arrival, visitors will enjoy how easy it is to get from place to place, whether walking around downtown or driving in the city. With a five- to ten-minute drive from the airport to downtown, it's convenient to anywhere you might want to go!

- Wichita is accessible by car with junctions for I-35 and I-135, U.S. Highway 81, and U.S. Highway 54/400.
- Wichita's state-of-the-art Dwight D. Eisenhower National Airport (ICT) is serviced by all major air carriers.
- Wichita's Q-Line offers free bus transportation to explore many of Wichita's popular districts and businesses, including more than 200 downtown shops, restaurants, and hotels.

Convergence® will be held at the Hyatt Regency Wichita and the Century II Performing Arts & Convention Center in Wichita, Kansas. These two facilities are connected.

**Keynote Presenter: Nikyle Begay**



Nikyle Begay (they/them) is a Diné shepherd, fiber artist, teacher, storyteller, and photographer based in Ganado, Arizona, on the Navajo Nation. Nikyle is the Executive Director of Rainbow Fiber Co-Op, a cooperative that began in 2020 to improve the financial sustainability and equitable market outcomes for the remaining flocks of Navajo-Churro sheep on the Navajo Nation.

Rainbow Fiber Co-Op's mission is to close the gap between rural Diné shepherds and an e-commerce marketplace for their wool. Nikyle has experience working in technology and the nonprofit sector, as well as an extensive background in sheep flock management, wool production, traditional to modern wool processing, and the weaving arts.



# Registration

## Register early! Sessions fill quickly!

**Create a conference schedule that meets your needs.** Attendees may pick and choose the conference Sessions and Events they wish to attend—and register for each one individually. You will find pricing on the starting page of each section.

**Purchase a Convergence® Value Package and Save!** The Convergence Value Package (CVP), available for \$180, offers the best pricing on event items and sessions:

- 25% discount on Session registration fees
- 1 Ticket to the Fashion Show *sponsored by Marcy Petrini & Terry Dwyer* (\$81 value)
- 1 Ticket to the Keynote Presentation *sponsored by Hillcreek Fiber Studio* (\$41 value)
- Daily admission to the Art Exhibits and the Marketplace including the Demonstration Stage activities *sponsored by Eugene Textile Center* (\$60 value)
- 1 HGA Tote Bag filled with goodies, *sponsored by the Yarn Barn of Kansas* (\$20 value)



## How to Register:

- **Online at WeaveSpinDye.org**  
The preferred and secure registration method which includes an immediate email confirmation
- **Phone** (678) 730-0010  
Available Tuesday through Friday, 10:00 AM–5:00 PM ET

Convergence® Marketplace, Special Events, and Tours are open to the general public with the purchase of a Day Pass/and or Ticket. CVPs and Session registrations are limited to Individual, Family, Student, and Professional Artist members of the Handweavers Guild of America, Inc. **All purchases are non-refundable, Sessions are the exception. See page 17 for Session Cancellation Policy and Fees.**

Registration is first-come, first-served and will close June 19, 2024 for Workshops. Meal Plans must be purchased by June 28, 2024. Registration for Seminars, CVPs, Events, Tours, etc. will continue until noon the day before their start. Registrations received after June 28, 2024 are based on availability and subject to an additional late fee of \$25. Fiber Trust supporters who have given a financial gift of \$100 or more in 2023 qualify for Priority Registration. See page 42 for more information about donating to the Fiber Trust or call (678) 730-0010.

HGA supports our Marketplace vendors by providing a list of registered attendees (includes name, state/province, country, and email address). Your participation supports small fiber art businesses, and your privacy is HGA's first concern. If you wish to not include your name and email address on the list, you may opt out at registration.

## Registration Dates & Deadlines

- August 1, 2023** • **CVP Registration Opens**
  - Handwoven Kitchen Towel Registration Opens
  - Decorative Shuttle Registration Opens
- October 9, 2023** • **Advanced Priority Registration Opens for Fiber Trust Advocates**  
*Donors who have given \$300 or more since January 1, 2023*
- October 16, 2023** • **Priority Registration Opens for Fiber Trust Supporters**  
*Donors who have given \$100 or more since January 1, 2023*
- October 23, 2023** • **General Registration Opens**
- December 31, 2023 • Last day for Early Bird pricing on Vendor Booth Registration
- January 1, 2024 • Make your donation to the Fiber Trust to receive donor benefits in 2024  
*See page 42 for details*
- April 30, 2024 • Last day to Change or Cancel a Session for a Refund  
*See page 17 for Session Cancellation Policy and Fees*
- June 19, 2024 • Last day to register for Workshops
- June 28, 2024 • Last day to purchase a Meal Plan
  - Last day to register for Seminars, CVPs, Events, Tours, etc. without a Late Fee

## Volunteer

Make Your Experience Exceptional—Be a Volunteer! More than 100 volunteers are needed to help make HGA's Convergence® conference a success. Volunteering is a great way to meet fellow fiber artists while providing a valuable service. Volunteers assist and support the following key areas of the conference:

- Exhibit Installation
- Exhibit Monitoring & Security
- Exhibit Dismantling & Pack Up
- Fashion Show
- Marketplace Entry
- Marketplace Special Events
- Marketplace Vendor Booth Sitters
- Ticket Takers
- Towel Exchange Monitors
- And more...

Register to volunteer online at [WeaveSpinDye.org/Volunteer](http://WeaveSpinDye.org/Volunteer).



## Convergence® Internships

Convergence® Internships are available to students registered in accredited academic fiber arts programs in North America. With contributions from HGA's Fiber Trust, HGA covers all travel and lodging expenses for the Interns. Interns will assist Leaders in their classrooms, set-up and tear-down exhibits, work behind the scenes on the Fashion Show, and perform miscellaneous conference duties as needed by the HGA Staff. In return, students receive a complimentary CVP and the opportunity to take Sessions for free (Interns are responsible for any Session material fees or supplies). For more information and to apply online visit [WeaveSpinDye.org/Internships](http://WeaveSpinDye.org/Internships).

## \*Schedule-at-a-Glance:

### Wednesday, July 10

- 5:00 PM–8:00 PM Registration & Check-In
- 6:30 PM–8:00 PM Fiber Trust *Advocates* Reception: *Celebrating Small Expressions* (Invite Only)

### Thursday, July 11

- 7:00 AM–8:00 PM Registration & Check-In
- 9:00 AM–4:30 PM Seminars & Workshops
- 10:00 AM–5:00 PM Silent Auction Open
- 10:00 AM–5:00 PM Marketplace Open
- 10:00 AM–5:00 PM Art Exhibits Open
- 12:00 PM–2:00 PM Meal Plan: Lunch
- 12:15 PM–1:00 PM Panel Session: Curating Excellent Exhibitions, *sponsored by Karen Leckart*
- 4:30 PM–5:30 PM Tablet Weavers' International Studies & Techniques' (TWIST) Open Meeting
- 5:15 PM–6:00 PM Juror's Talk: *Whirlwind of Fibers* Basketry Exhibit
- 5:30 PM–6:30 PM Meal Plan: Dinner
- 6:15 PM–7:00 PM Juror's Talk: *Explorers of Wind, Wagons, and Wheat* Mixed Media Exhibit
- 7:00 PM–7:40 PM Fiber Trust *Supporters* Cocktail Reception & Early Access Seating (Invite Only)
- 8:00 PM–9:00 PM *Sunflowers to Sunsets* Fashion Show, *sponsored by Marcy Petrini & Terry Dwyer*

### Friday, July 12

- 7:00 AM–8:00 PM Registration & Check-In
- 9:00 AM–9:45 AM Juror's Talk: *Explorers of Wind, Wagons, and Wheat* Mixed Media Exhibit
- 9:00 AM–4:30 PM Seminars & Workshops
- 10:00 AM–5:00 PM Silent Auction Open
- 10:00 AM–5:00 PM Marketplace Open
- 10:00 AM–5:00 PM Art Exhibits Open
- 12:00 PM–2:00 PM Meal Plan: Lunch
- 12:15 PM–1:00 PM Panel Session: Shave 'Em to Save 'Em—How to Start Your Own
- 2:00 PM–4:00 PM Breed Study, *sponsored by Clemes & Clemes, The Natural Twist*
- 4:45 PM–5:30 PM Complex Weavers' Open Meeting
- 5:15 PM–6:45 PM Juror's Talk: *Sunflowers to Sunsets* Wearable Art Exhibit
- 6:00 PM–7:00 PM Meet & Greet Networking Session
- 7:00 PM–9:00 PM Marketplace Twilight Madness, *sponsored by Heddlecraft®*

### Saturday, July 13

- 7:00 AM–8:00 PM Registration & Check-In
- 9:00 AM–9:45 AM Juror's Talk: *Whirlwind of Fibers* Basketry Exhibit
- 9:00 AM–4:30 PM Seminars & Workshops
- 10:00 AM–5:00 PM Silent Auction
- 10:00 AM–5:00 PM Marketplace Open
- 10:00 AM–5:00 PM Art Exhibits Open
- 12:00 PM–2:00 PM Meal Plan: Lunch
- 12:15 PM–1:00 PM Panel Session: Weaving the Future—Sustainable and Ethical Fiber Art, *sponsored by John C. Campbell Folk School*





## Meetings and Gatherings

Nonprofit groups who hold Affiliate Guild or Professional Organization memberships with HGA are encouraged to meet during Convergence®. Meetings hosted by these groups are open to everyone. For more information about the meetings and the topics covered, please contact the individual groups. If your group is interested in holding a meeting or gathering, please email [HGA@WeaveSpinDye.org](mailto:HGA@WeaveSpinDye.org).

### American Tapestry Alliance (ATA) Speakers Session

[AmericanTapestryAlliance.org](http://AmericanTapestryAlliance.org)  
Sunday, July 14, 10:00 AM–4:00 PM

### Complex Weavers Open Meeting

[ComplexWeavers.org](http://ComplexWeavers.org)  
Friday, July 12, 4:45 PM–5:30 PM

### Tablet Weavers' International Studies & Techniques (TWIST) Open Meeting

[TabletWeavers.org](http://TabletWeavers.org)  
Thursday, July 11, 4:30 AM–5:30 PM

### The Weaver's Friend 2:

#### Rag Rug Show & Tell

[WeaversFriend2.com](http://WeaversFriend2.com)  
Saturday, July 13, 4:00 PM–5:00 PM



## Be Social

### Follow us:

**Facebook** [Facebook.com/HandweaversGuildofAmerica](https://www.facebook.com/HandweaversGuildofAmerica)

**Instagram** [@InstaHGA](https://www.instagram.com/InstaHGA)

**YouTube** [YouTube.com/HGAWeaveSpinDye](https://www.youtube.com/HGAWeaveSpinDye)

### Attending Convergence?

Join the community of attendees:  
[Facebook.com/Groups/Convergence2024](https://www.facebook.com/Groups/Convergence2024)

### Don't forget to hashtag:

#HGA, #Convergence, #CVG2024,  
#ConvergenceWichita

12:15 PM–1:15 PM	<i>Strut Your Stuff</i> Informal Fashion Show, sponsored by Ashford Wheels & Looms
4:00 PM–5:00 PM	Rag Rug Show & Tell
5:00 PM–6:00 PM	Open Portfolio, sponsored by Fiberworks PCW
5:15 PM–6:00 PM	Juror's Talk: <i>Limitless Prairies, Limitless Sky</i> Yardage Exhibit
6:15 PM–7:45 PM	Juror's Talk: <i>Sunflowers to Sunsets</i> Wearable Art Exhibit
7:30 PM–8:30 PM	Fiber Trust Supporters Reception: <i>Celebrating Philanthropy</i> (Invite Only)

## Sunday, July 14

8:00 AM–7:00 PM	Registration & Check-In
9:00 AM–9:45 AM	Juror's Talk: <i>Limitless Prairies, Limitless Sky</i> Yardage Exhibit
9:00 AM–4:30 PM	Seminars & Workshops
10:00 AM–4:00 PM	American Tapestry Alliance's (ATA) Speakers Session
10:00 AM–2:00 PM	Silent Auction
10:00 AM–5:00 PM	Marketplace Open
10:00 AM–5:00 PM	Art Exhibits Open
12:00 PM–2:00 PM	Meal Plan: Lunch
12:15 PM–1:15 PM	Fiber Trust <i>Friend</i> Luncheon with Keynote Speaker (Invite Only)
12:15 PM–1:00 PM	Panel Session: D.I.Y. Fiber Tour: How to Add Fiber to Your Travels
2:00 PM–4:00 PM	<i>Small Expressions</i> Public Reception
5:00 PM–6:00 PM	Handwoven Kitchen Towel Exchange, sponsored by Jane Stafford Textiles
5:30 PM–6:30 PM	Meal Plan: Dinner
6:30 PM–7:00 PM	Cocktail Reception (cash bar)
7:00 PM–8:30 PM	Exhibit Awards & Keynote, sponsored by Hillcreek Fiber Studio (2026 Announcement)

## Monday, July 15

8:00 AM–9:00 AM	Registration & Check-In
8:45 AM–4:45 PM	Tour: Fiber Farmstead to Wool Market
9:00 AM–4:30 PM	Workshops
12:00 PM–1:30 PM	Meal Plan: Lunch

## Tuesday, July 16

7:00 AM–9:00 AM	Registration & Check-In
9:00 AM–4:30 PM	Workshops
12:00 PM–1:30 PM	Meal Plan: Lunch

## Wednesday, July 17

7:00 AM–9:00 AM	Registration & Check-In
7:45 AM–4:45 PM	Tour: Prairie Heritage and Artisans Tour
9:00 AM–4:30 PM	Workshops
12:00 PM–1:30 PM	Meal Plan: Lunch

\*Schedule is subject to change. Additional tours and programming may be added. Visit the HGA website for the most up-to-date information.

# Special Events



## Wednesday, July 10

### Fiber Trust Advocates Reception: Celebrating Small Expressions (Invite Only)

6:30 PM–8:00 PM

*In 2024 give \$300 or more to the Fiber Trust to receive an invitation*

Advocates who have donated \$300 or more in 2024 to the Fiber Trust are invited to join the HGA Board for an exclusive reception celebrating the *Small Expressions* exhibit. Juror Pauline Verbeek will give a talk about her decision process in selecting the works. Wine and light bites will be provided.

## Thursday, July 11

### Panel Session: Curating Excellent Exhibitions

*sponsored by Karen Leckart*

12:15 PM–1:00 PM

How do the experts curate and design a beautiful exhibit? There are a number of elements that must be carefully considered: from height and spacing, to the presentation of text, to budgeting, to the overall flow of an exhibit. Panelists will discuss how they ensure an exhibit informs and enthralls an audience.

### Juror's Talk: Whirlwind of Fibers Basketry Exhibit

5:15 PM–6:00 PM

Tickets: \$17

Juror Annetta Kraayeveld will describe the artwork in the basketry exhibit through their form, technique, material and/or function noting the relationships between old and new, between functional and sculptural, and showcasing the evolution

of the medium and the ever-expanding definition of the term "basket."

### Juror's Talk: Explorers of Wind, Wagons, and Wheat Mixed Media Exhibit

6:15 PM–7:00 PM

Tickets: \$17

Join Juror Jean Ann Fausser as she discusses the diversity in technique, theme, materials, technologies, color use, and the exploratory approach taken by many of the artists chosen in this exhibit of mixed media artworks.

### Fiber Trust Supporters Cocktail Reception & Early Access Seating (Invite Only)

7:00 PM–7:40 PM

*In 2024 give \$100 or more to the Fiber Trust to receive an invitation*

Supporters who have donated \$100 or more in 2024 to the Fiber Trust are invited to a cocktail reception (cash bar). Pick your seat! Includes early access to seating for the *Sunflowers to Sunsets* Fashion Show.

## Friday, July 12

### Juror's Talk: Explorers of Wind, Wagons, and Wheat Mixed Media Exhibit

9:00 AM–9:45 AM

Tickets: \$17

For description see Thursday, July 11.

### Panel Session: Shave 'Em to Save 'Em —How to Start Your Own

12:15 PM–1:00 PM

Learn about the Shave 'Em to Save 'Em initiative which encourage the use of wool from endangered heritage sheep breeds by fiber

All Special Events are Free with purchase of a CVP or Day Pass unless noted.

**Cancellations:** Convergence® Day Passes and tickets purchased for Convergence® Special Events (Fashion Show, Keynote Presentation, Jurors' Talks, etc.) are **non-refundable**.

artists. The program recognizes fiber artists who use the wool, connects shepherds with potential customers, and saves endangered breeds by giving them a job. Hear from our panelists about the opportunities to connect with fellow travelers on the heritage wool journey.



### Breed Study

*sponsored by Clemes & Clemes & The Natural Twist*



2:00 PM–4:00 PM  
To Participate: \$65

Learn about 6 different types of wool from the ground up in this breed study! Participants will get hands-on experience scouring and prepping the fiber, through spinning to finished samples. Group support will provide encouragement and advice for all spinners, and experienced spinners may be introduced to unfamiliar breeds. Led by Study Coordinator Sharon Barnes, the 2-hour onsite session will include a selection of fleeces for examination, discussion, and distribution. Three Zoom meetings (7:30 PM CT Tuesdays, Aug. 6 & 20, and Sept. 3, 2024) will follow. Participants should be available to participate in all meetings and will be responsible for shipping their fleece home. Bystanders will be permitted to




## Sunflowers to Sunsets Fashion Show sponsored by Marcy Petrini & Terry Dwyer

Thursday, July 11,

8:00 PM–9:00 PM

Tickets: \$81 or Free with CVP, cash bar available

Join HGA for our most popular Convergence® event, a spectacular Fashion Show featuring wearable art designed and handmade by fiber artists from around the world. This year's show, *Sunflowers to Sunsets*, encapsulates the essence of nature's perpetual beauty and showcases each artist's mastery in the use of color and texture to transcend boundaries and transform fiber into wearable art that evokes the vibrant splendor of Kansas' iconic, blooming fields from dawn to dusk.



### Invited Artists




**Liz Spear** has been working with her hands since 1978 and has been a full-time craftsman in Western North Carolina since 1992. She is primarily a weaver of cloth and a maker of

fine garments and accessories, including a line of exhibition-worthy coats incorporating other fiber artists' cloth and colors. For several years, Liz has also been producing nuno-felt yardage, also made with silk fabrics dyed and/or printed by others; this nuno-felt collage fabric is cut up and combined with handwoven fabrics for exciting coats and jackets. Teaching and demonstrating for North Carolina's craft schools and craft organizations are an important part of her continuing to master her craft. Liz is a member of the Southern Highlands Craft Guild, and Piedmont Craftsmen, Inc., and has taught at Penland and Arrowmont Schools of Craft, John C. Campbell Folk School, and Appalachian Center for Craft, as well as presenting workshops for weaving and fiber guilds across the country.



**Paula Bowers**, a native of Boston/Cape Cod, Massachusetts, now resides in the mountains of Western North Carolina. She holds a bachelor's degree in art

history from Wellesley College in Massachusetts. She studied oil painting at the Art Students League in New York City and painting/drawing at the School of the Museum of Fine Arts in Boston. After graduating, Paula moved to New York City and studied Woven Design at the Fashion Institute of Technology. She then bought her 8-shaft Macomber loom which she has used every day for the past 40+ years. Paula has been involved in the American Craft Council Fairs in Baltimore and Atlanta. She has been a member of the prestigious Southern Highland Craft Guild since 2008 and a member and then Chair of the Mentoring Committee for the Guild for the past 9 years.



**Rhiannon Griego**, a textile artist based in Santa Fe, New Mexico, has found harmonic resonance in the philosophies of Saori Zen Weaving, a tradition she

studied and has practiced for the last 10 years. Its free form, wabi-sabi nature has moved her to create dimensional landscapes and embrace the beauty of imperfection within her textiles. Her work is moved by the spirit of the land and the deserts of the American Southwest, from which her lineage hails. Her Mexican, Tohono O'odham, and Spanish heritage provides artistic portals through which she communes with her ancestors to bring forth the legacy of textiles as timeless objects of art. From the language of plants as medicine to dyeing material, Rhiannon's reverence for the relationship between humans & land, soil & sky births the foundation to bring more beauty into the world through her art.

watch from a distance. Advance registration is required, limited to 20 participants.

#### Juror's Talk: *Sunflowers to Sunsets* Wearable Art Exhibit

5:15 PM–6:45 PM

Tickets: \$35

Poised at the junction of art, craft, and fashion, *artwear* has both challenged and blurred cultural boundaries as works of art made to adorn the body. Take a walk through the wearable art exhibit with Juror

Susan Lazear as she discusses the impact that color, design, fabric, and construction have in creating designer show pieces.

#### Meet & Greet Networking Session

6:00 PM–7:00 PM

Join us for this networking event to build your conference connections. Discover opportunities to get involved in the fiber arts community on the local, regional, or national level. Meet to discuss trends, projects, initiatives, and recent developments.

Guilds and nonprofits are invited to host a complimentary table to show off the work of their organization. Apply online.

### Saturday, July 13

#### Juror's Talk: *Whirlwind of Fibers* Basketry Exhibit

9:00 AM–9:45 AM

Tickets: \$17

For description see Thursday, July 11.

**Panel Session: Weaving the Future—Sustainable and Ethical Fiber Art**

sponsored by John C. Campbell Folk School



12:15 PM–1:00 PM

Join us for a discussion on how to create sustainable and ethical fiber art. Sustainability means future-proofing our art form. Our panel of experts will share their insights on how to use eco-friendly materials, reduce or recycle waste, and support local communities while creating beautiful and meaningful textiles.

**Open Portfolio**

sponsored by Fiberworks PCW



5:00 PM–6:00 PM

To Present: \$20

Students and emerging artists are invited to open their portfolios for critique and review by professors and professional fiber artists. These displays are free for Convergence® attendees to admire and ask questions about. Complete guidelines available online. Advance registration required.

**Juror's Talk: Limitless Prairies, Limitless Sky Yardage Exhibit**

5:15 PM–6:00 PM

Tickets: \$17

Look through the eyes of Juror Denise Kovnat as she talks about the craftsmanship and technical abilities fiber artists convey in this yardage exhibit of hanging works that focus on drawing the viewer towards visual, emotional, or intellectual responses.

**Juror's Talk: Sunflowers to Sunsets Wearable Art Exhibit**

6:15 PM–7:45 PM

Tickets: \$35

For description see Friday, July 12.

**Fiber Trust Supporters Reception: Celebrating Philanthropy** (Invite Only)

7:30 PM–8:30 PM

In 2024 give \$100 or more to the Fiber Trust to receive an invitation

Supporters who have donated \$100 or more in 2024 to the Fiber Trust are invited

to join the HGA Board for an informative and festive dessert reception. HGA will introduce the students who have benefitted from your support and share the news about the 2026 Convergence®.

**Sunday, July 14**

**Juror's Talk: Limitless Prairies, Limitless Sky Yardage Exhibit**

9:00 AM–9:45 AM

Tickets: \$17

For description see Saturday, July 13.

**Fiber Trust Friend Luncheon with Nikyle Begay** (Invite Only)

12:15 PM–1:15 PM

In 2024 give \$500 or more to the Fiber Trust to receive an invitation

Friends who have donated \$500 or more in 2024 to the Fiber Trust are invited to join the HGA Board President and Executive Director for an intimate luncheon with Keynote Speaker Nikyle Begay.

**Panel Session: D.I.Y. Fiber Tour: How to Add Fiber to Your Travels**

12:15 PM–1:00 PM

Wondering how to incorporate fiber into your travels? Maybe you are looking to make an all-fiber trip or just to add fiber stops to an existing travel plan. Panelists will share their tips for getting in touch with artists and guilds to forge new connections and weave fiber into your next journey.



**Small Expressions Public Reception**

2:00 PM–4:00 PM

Join the Wichita-Sedgwick County Historical Museum as they host a reception to celebrate the opening of *Small Expressions* before it embarks on its national tour.



**Handwoven Kitchen Towel Exchange**

sponsored by Jane Stafford Textiles



5:00 PM–6:00 PM

Join us for a weaving exchange as a participant or an observer. This is a great way to meet fellow weaving enthusiasts and increase your handwoven towel stash. Complete guidelines are available online. Advance registration required.

**Keynote Presentation by Nikyle Begay, Exhibit Awards, and 2026 Convergence® Announcement**

sponsored by Hillcreek Fiber Studio



7:00 PM–8:30 PM

Tickets: \$41 or Free with CVP

**Dibé Bei Iiná—Sheep is Life:** The introduction of sheep to the Diné People was a pivotal point in Diné history. We are the only people in North America who have adjusted to new life ways within a few centuries since colonial contact. From grazing through the changing of seasons, to weaving durable blankets, learn about the pastoral and shepherding life ways of the Diné and our relationship to sheep and wool.

Prior to Nikyle's presentation, the Exhibit awards and the 2026 Convergence® location will be announced.



## Convergence® Exhibits

Enter your artwork to be seen on the world's stage. For exhibit prospectuses, skein competition guidelines, and to enter, visit [WeaveSpinDye.org/Exhibits-and-Awards](http://WeaveSpinDye.org/Exhibits-and-Awards). *Small Expressions* will be on view July 2–August 4, 2024 at the Wichita-Sedgwick County Historical Museum and all other exhibitions will be on view July 11–14, 2024 at the Century II Performing Arts & Convention Center.

## Juried Exhibits All Entry Deadlines: March 4, 2024



*Biology*, Elizabeth Rodgers.

### **Small Expressions 2024**

is an annual touring juried exhibit of small-scale fiber art not to exceed 15 inches (38cm) in any direction.

#### **Wichita Exhibit Location & Dates:**

Wichita-Sedgwick County Historical Museum  
July 2–August 4, 2024

**Juror:** Pauline Verbeek



*Reaching for Light*, Candace Pratt.

### **Whirlwind of Fibers Basketry Exhibit**

features functional and nonfunctional, traditional and nontraditional forms in basketry techniques.

**Juror:** Annetta Kraayeveld




*Shoal Fish*, Geri Forkner.

### **Explorers of Wind, Wagons and Wheat Mixed Media Exhibit**

is open to work created in any media using a fiber arts technique.

**Juror:** Jean Ann Fausser



*Window View*, Geri Forkner.

### **Limitless Prairies, Limitless Sky Yardage Exhibit**

is open to lengths of constructed and/or embellished yardage. Any fiber arts technique may be used.

**Juror:** Denise Kovnat

## Juried Exhibition Awards

- Cash prizes: \$500 First, \$250 Second, \$100 Third
- Winning work will be published in future editions of *Shuttle Spindle & Dye*pot
- All selected works will be featured in an online exhibit photo album
- Additional honors and/or cash prizes may be sponsored by individuals or groups. To sponsor a cash prize contact [Programs@WeaveSpinDye.org](mailto:Programs@WeaveSpinDye.org)

### **Entry Fees per Work**

\$0 Students (with HGA student membership or proof of current enrollment)

\$18 HGA Members

\$25 Non-HGA Members



*Midnight on Snow*, Liz Spear and an Anonymous Indigenous Artist.

### **Sunflowers to Sunsets Wearable Art Exhibit**

features the work of juried and invitational artists. Any fiber arts technique may be used. The exhibit will be displayed first in a runway fashion show and then as a traditional exhibit.

**Fashion Show:** July 11, Century II Performing Arts & Convention Center

**Juror:** Susan Lazear

## Competition and Exhibit

### **Skein Competition and Exhibit**

sponsored by *Kromski North America* 

is a spinning competition where skeins will be judged on criteria including overall appearance, singles, plying, dyeing/blending, and appropriate presentation.

**Entry Fee:** \$3 (per skein) HGA Members  
\$5 (per skein) Non-HGA Members

**Entry Deadline:** June 23, 2024

## Invitational Exhibits

### **Leaders Exhibit**

featuring recent works created by the Convergence® 2024 Leaders who teach and inspire in all areas of fiber art.

### **Interns Exhibit**

sponsored by *Lyn McCormick*, features recent works created by the Convergence® 2024 Interns who are students enrolled in accredited fiber arts programs in North America—be sure to see these works from the next generation of fiber artists.

# The Marketplace

All under one roof, shop for fiber art supplies and original handcrafted goods while enjoying shows and demonstrations. Exhibitors showcase a wide array of yarns, books, and equipment, including specialty items usually only available online. Exquisitely crafted by artisans, art and craft enthusiasts will appreciate the selection of handmade goods available for purchase such as baskets, jewelry, and more.

The Marketplace is open 10:00 AM–5:00 PM, Thursday, July 11, 2024–Sunday, July 14, 2024 and 7:00 PM–9:00 PM Friday, July 12, 2024. Admission is free with CVP or a Day Pass. Day passes are free for volunteers who donate their time for a minimum of two hours or they may be purchased for \$15 (available in advance or onsite at the registration desk). Some events and activities may require advance registration and an additional fee. See descriptions for details.

## Events & Activities

### Eugene Textile Center Demonstration Stage

sponsored by



Thursday–Sunday 10:00 AM–5:00 PM

Each day in the Marketplace demonstrations, lectures, and activities will take place on the stage between 10:00 AM and 5:00 PM. Presentations will be added through May 1, 2024, or until the schedule is full. Visit our website for the latest schedule.



### Community “Fun Weave”

Thursday–Sunday 10:00 AM–5:00 PM

Warped and waiting, place a few (or many) threads on the community tapestry loom. Feeling fidgety? Find a loom! Feeling lonely? Stop by and chat about weaving. Feeling creative? Dig through our baskets of wefts and make your mark. Do you have some spare odds and ends of threads that you would like to contribute? Bring them with you to weave into our community tapestry. *A special thanks to Harrisville Designs for the loan of these looms.*

### Silent Auction

Thursday–Sunday  
Closes 4:00 PM Sunday

Place your bid (or bids) on one of the many fiber goodies HGA has collected. The Silent Auction is open during Marketplace Hours and will close at 4:00 PM on Sunday, July 14, 2024. All proceeds benefit HGA's Fiber Trust.



### Breed Study

sponsored by



Friday 2:00 PM–4:00 PM

Watch as participants skirt and divide fleeces to spin over the course of the year. Learn what a breed study entails. *For participation information and details, see page 6.*



### Twilight Madness

sponsored by **Heddiecraft**

Friday 7:00 PM–9:00 PM

The Marketplace opens late for a special shopping experience. Take time to relax, shop, mingle and meet friends while finding the perfect yarn, the exact tool you have been seeking, or discover something new to add to your fiber collection.



### Decorative Shuttle Competition

Friday 7:00 PM–9:00 PM

This is your chance to turn an ordinary boat, stick, or rag shuttle into a not-so-ordinary work of art. Decorative shuttles will be on display in the Convergence® Marketplace and judging will be based on the popular vote during Twilight Madness. Complete participant guidelines available online. Advance registration is encouraged.





### Strut Your Stuff Informal Fashion Show

sponsored by 

Saturday 12:15 PM–1:15 PM

All fiber enthusiasts, whether beginner or advanced, are invited to share their inspirational garments, wearable art, accessories for the home, and functional work. Participants are encouraged to model their latest wearable creation or to show their functional designs in this fun and supportive environment.



### Rag Rug Show & Tell

Saturday 4:00 PM–5:00 PM

Organized by The Weaver's Friend 2, this show and tell is open to all who love and appreciate rag rug weaving. Bring your work to share with others.

### Thread Talks

Take the stage and share your fiber art idea, project, or experience. We are searching for creative makers who will inspire, surprise, and delight the audience with their story in under 15 minutes. Public speaking experience is not required. Complete guidelines are available on our website.

## Confirmed Vendors

Vendors are subject to change. Additional vendors will be added through May 31, 2024. Visit our website for an up-to-date list.

<b>316 Dye Studio</b>	Clothing, Fabrics, Fibers/Fleece, Yarn
<b>Clemes &amp; Clemes, Inc.</b>	Books & Patterns, Dyes & Paints, Fibers/Fleece, Machines & Tools, Spinning Equipment, Stitchery, Supplies (Felting & Spinning)
<b>Cochenille Design Studio</b>	Books & Patterns, Computer Software, Travel, Videos/Media
<b>Convergence® Leader Sales</b>	Books & Patterns, Jewelry, Handmade Goods
<b>Eugene Textile Center</b>	Books & Patterns, Dyes & Paints, Fibers/Fleece, Looms, Spinning Wheels, Supplies (Knitting, Spinning & Weaving), Videos/Media, Yarn
<b>Glimakra USA LLC</b>	Looms, Supplies (Weaving), Yarn
<b>Harrisville Designs</b>	Looms, Supplies (Weaving)
<b>Hillcreek Yarn &amp; Fiber</b>	Dyes & Paints, Supplies (Knitting, Spinning & Weaving)
<b>Hawaiian Moon</b>	Fiber Artists' Hand Cream
<b>Kiss Looms</b>	Knitting Supplies, Looms, Yarn
<b>Lone Star Loom Room</b>	Books & Patterns, Looms, Machines & Tools, Supplies (Weaving), Yarn
<b>Lunatic Fringe Yarns</b>	Books & Patterns, Fibers/Fleece, Looms, Machines & Tools, Spinning Supplies, Weaving Supplies, Yarn
<b>Mesta Meadows</b>	Clothing, Fibers/Fleece, Yarn
<b>The Natural Twist, LLC</b>	Books & Patterns, Dyes & Paints, Fibers/Fleece, Looms, Supplies (Felting, Knitting, & Weaving)
<b>Oink Pigments</b>	Books & Patterns, Fibers/Fleece, Jewelry, Knitting Supplies, Machines & Tools, Supplies (Felting & Spinning), Yarn
<b>Purrington Looms</b>	Books & Patterns, Handmade Goods, Looms, Machines & Tools, Supplies (Weaving)
<b>Schacht Spindle Company</b>	Looms, Spinning Wheels, Spinning Supplies, Weaving Supplies
<b>Schiffer Craft Publishing</b>	Books & Patterns
<b>Wavellite Creative</b>	Fibers/Fleece, Handmade Goods, Jewelry, Looms, Spinning Wheels, Supplies (Knitting, Spinning & Weaving), Yarn
<b>Weaver House</b>	Books & Patterns, Fiber/Fleece, Looms, Weaving Supplies, Yarn
<b>Yarn Adventure LLC</b>	Handmade Goods, Jewelry, Supplies (Knitting), Stitchery, Yarn
<b>Yarn Barn of Kansas</b>	Books & Patterns, Looms, Spinning Wheels, Supplies (Knitting, Spinning & Weaving), Yarn

### Be a Vendor

Since 1972 Convergence® has proudly provided the premier venue for fiber vendors to showcase their new products and services for the international fiber art community. Be part of this grand fiber tradition and register today. Booth rates start at \$700 and increase after December 31, 2023. Register online at [WeaveSpinDye.org](http://WeaveSpinDye.org).

### Be a Sponsor

Put your business in the spotlight with a sponsorship at Convergence®. We understand that the dollars you spend need to bring the maximum benefit. Our sponsorship packages are flexible to meet your organization's philanthropic or marketing objectives. For more information or to discuss how we can make one of our sponsorship packages work for you, please call (678) 730-0010.

## Tours

**Convergence® Tours** are custom-designed for HGA and include exclusive, private artist studios and behind-the-scenes experiences otherwise not available. Lunch is included. Tours depart from and return to the Century II Performing Arts & Convention Center in Wichita.

**Cancellations:** Tickets purchased for Convergence® Tours are non-refundable. Tours require a minimum number of participants to run. HGA reserves the right to cancel Tours if there is insufficient registration. If we must cancel a Tour, HGA will issue a full refund.

**For a full list of available Tours**, please visit [WeaveSpinDye.org/Tours](http://WeaveSpinDye.org/Tours) for the most current Tour information.



### Fiber Farmstead to Wool Market

**Monday, July 15, 8:45 AM–4:45 PM**  
**Tickets: \$135**

Step into the rustic charm of a working farm where Tony Seibert will share his lifelong knowledge of sheep—from raising and breeding them to the art of shearing. Gain insights into the raw material portion of the commercial wool market, tracing the origins of the wool yarn you may have purchased for your own projects. If we are fortunate we might witness Tony demonstrate the shearing process on one of his Lincoln sheep (weather and fleece permitting, as it will be July). Prepare to have your sheep-related questions answered by this lifelong farmer and sheep shearer.

Once back on the bus, we will journey to Yoder, a hub for the surrounding Amish communities. Delight in a lunch at the Carriage Crossing Restaurant, which also serves as a genuine carriage crossing for the local Amish residents. Add a touch of sweetness to your day by treating yourself to something special from the bakery.

Our last stop will be a visit to The Wool Market and DIY School, hosted by Andrea Springer. Step into the inviting world of both a yarn shop and makerspace facility, providing a haven for learning new skills, purchasing needed supplies, and connecting with like-minded fiber enthusiasts. Andrea will lead a felting workshop where we will create a felted landscape using wet- and needle-felting techniques.

**Notes:** *First stop is spent outdoors on a working farm with uneven ground. Wear appropriate clothing and footwear.*

### Prairie Heritage and Artisans Tour

**Wednesday, July 17, 7:45 AM–4:45 PM**  
**Tickets: \$135**

Join us for a captivating journey through the heart of our nation's prairie heritage and explore the artistry of local craftspeople. This immersive tour offers a delightful blend of history, creativity, and community engagement.

We will begin the tour with a visit to a working fiber mill where we will learn about the transformation of raw fiber into yarn. Although the machines will not be running during the tour, you will gain insight into the intricate processes involved. As a special treat, you will meet adorable alpacas on site and may choose to try your hand at crafting a needle-felted project from locally sourced fleece.

After a delicious lunch at the Breadbasket restaurant we will head to the Kauffman Museum at Bethel College. Step back in time and immerse yourself in the rich traditions of early Native Americans and Mennonite settlers. This museum meticulously documents the history of prairie farmers, providing a deeper appreciation for the cultural heritage of this region dating back to 1896.

Our final stop is the Carriage Factory Art Gallery, a unique gem housed in a historic carriage factory and blacksmith shop. Enjoy the captivating artwork created by talented local and regional artists, reflecting the essence of the prairie landscape. Feel free to explore the gallery at your leisure or venture a few steps down the street to the Newton Et Cetera shop, a place for “those who revel in the treasure hunt...” Witness the beautiful transformation of donated clothing into rag strips, woven into rugs on a loom displayed proudly in the front window. Proceeds from the shop support the work of Mennonite Central Committee (MCC) and positively impact the local community.

**Notes:** *First stop is an open-air room with no air conditioning, dress accordingly.*



# Meals

## Meal Plan Price Per Meal:

- \$28 Lunch Sandwich** served with chef's selection of chips, dessert and bottled water
- \$31 Lunch Salad** served with dessert and bottled water
- \$48 Dinner** plated & served with water, iced tea, and coffee service



### Save time for shopping and fiber fun with the convenience of a Convergence® Meal Plan.

We think you are going to love the convenience of downtown Wichita. There are many restaurants within a 10-minute trolley ride from the convention center, but if your schedule is tight or if you just want to avoid the crowds and enjoy the convenience of staying close to the Convergence® activities while dining with friends, we suggest you purchase a Convergence® Meal Plan.


Review the menu options and select the meals you would like to include with your registration. A salad or sandwich lunch is offered daily. There will be a seating area for you to enjoy your meal with other Convergence® attendees. Lunches will be boxed so you may take your meal with you to a Panel Session or the Marketplace, where additional seating will be available.

**Please note: Meal plans must be purchased in advance and no later than June 28, 2024. We will not be able to sell meals onsite. Meal plans are non-refundable.**


## Meal Plan

Meal Plan	Lunch: Salad or Sandwich	Dinner	
<b>Thursday</b>	<b>Farmer's Market Salad</b> Grilled Chicken, Pancetta, Julienne of Horseradish Cheddar, Field Greens, Baby Heirloom Tomatoes, Hardboiled Egg, and Pickled Okra. Chocolate Chip Cookie	<b>Club Sandwich</b> Ham, Turkey, Cheddar, Swiss Cheeses, Bacon, Lettuce, Tomato on Toasted 7-Grain Bread. Chocolate Chip Cookie	<b>Grilled Chicken Breast</b> Seasoned with Basil, Oregano and Lemon Marinade, Corn & Lima Bean Relish, Pesto Aioli, Risi e Bisi, Long Grain Rice with Sautéed Onions, Peppers & Field Peas, Chef's Array of Seasonal Vegetables, Farmers Market Field Greens with Wedged Heirloom Tomatoes, English Cucumber, Shaved Carrots and Radish served with Ranch Dressing. Lemon Cream Cake
<b>Friday</b>	<b>Chef Salad</b> Julienne of Ham, Turkey, Swiss, and Cheddar Cheeses, English Cucumber, and Tomato Wedges. Lemon with White Chocolate Chips Cookie	<b>Marinated Grilled Chicken</b> Fontina Cheese, Pesto Mayonnaise, Arugula, Heirloom Tomato on Focaccia Bread or as a Wrap on a Garlic Herb Tortilla. Lemon with White Chocolate Chips Cookie	
<b>Saturday</b>	<b>Grilled Salmon Salad</b> Spring Mix, Grilled Portobello Mushrooms, Asparagus, and Roma Tomato with a Balsamic Drizzle. Tuxedo Cookie	<b>Black Forest Ham</b> Havarti Cheese, Lettuce, and Tomato on a Kaiser Roll. Tuxedo Cookie	
<b>Sunday</b>	<b>Grilled Chicken Fajita Salad</b> Seared Breast of Chicken, Grilled Onions and Peppers, Black Bean and Corn Relish, with Ranch Dressing. Triple Chocolate Fudge Brownie	<b>Pastrami</b> Corned Beef, Emmentaler Cheese, Coleslaw, Russian dressing. Triple Chocolate Fudge Brownie	<b>Pan Roasted Chicken Breast</b> Braised Mushrooms and Demi-Glace. Sea Salt and Truffle Oil Roasted Yukon Gold Potatoes. Chef's Array of Seasonal Vegetables. Artisan Greens with Baby Grape Tomatoes, Candied Beets and Sweet Potato Shoestrings served with White Balsamic Vinaigrette. Tiramisu
<b>Monday</b>	<b>Cobb Salad</b> Ham, Turkey, Bacon, Onions, Tomatoes, Cucumbers, Black Olives, Avocado, Blend of Iceberg and Romaine Lettuces, with Ranch Dressing. Triple Chocolate Fudge Brownie	<b>Italian Charcuterie</b> Genoa Salami, Capicola, Mortadella, Provolone Cheese, Sliced Roma Tomato and Arugula, Italian Dressing and Balsamic Drizzle on a Baguette. Triple Chocolate Fudge Brownie	<b>HGA reserves the right to make substitutions when market conditions dictate or for any reason beyond our control. All substitutions will be of comparable or greater value and, if possible, you will be notified in advance.</b>
<b>Tuesday</b>	<b>Grilled Chicken Breast</b> over Marinated Vegetable Salad, Sweet and Bitter Greens, Baby Heirloom Tomatoes, and Crumbled Goat Cheese. Double Raisin & Oatmeal Cookie	<b>Oven Roasted Turkey</b> Emmentaler Swiss, Lettuce, Tomato, Honey Dijon Spread on Ciabatta Bread (sandwich or wrap). Double Raisin & Oatmeal Cookie	
<b>Wednesday</b>	<b>Carne Asada Salad</b> Seared Beef, Roasted Corn and Jicama Slaw, Harvest Greens, and Baby Grape Tomatoes. Caramel Pecan Bar	<b>Roast Beef</b> White Truffle Cheddar, Artisan Greens, Heirloom Tomato, Horseradish Mayo on a Baguette. Caramel Pecan Bar	

# Convergence® Leaders




**Wendy Arnott**  
Beaumont, CA  
WendyAStudio.com



**Amanda Baxter**  
Spencer, IN  
ShinyDimeFibers.com



**Mary Berry**  
Farmersville, TX  
FancyFibers.com




**Beatrice Bonanno**  
Lawrence, KS  
BeaBonanno.com




**Sienna Bosch**  
Boulder, CO  
SiennaBosch.com



**Theresa Brown**  
Franklinton, NC  
TheSilkThread.com




**Elizabeth Buckley**  
Albuquerque, NM  
ElizabethBuckleyTapestry  
Artist.com



**Abraham Buddish**  
Glenview, IL  
AbrahamBuddish.com



**Katherine Buenger**  
Woodbury, MN  
BuengerStudios.com




**Barb Cabral**  
Palmetto, FL  
CR-Studio.org




**Sandy Cahill**  
Parkville, MO  
BeWeaveMe.net



**Laurie Carlson Steger**  
South Dartmouth, MA  
LaurieCarlsonSteger.com




**Myra Chang-Thompson**  
Belen, NM  
TecoloteTextiles.Weebly.com




**Henry Cledes**  
Pinole, CA  
Cledes.com




**Roy Cledes**  
Pinole, CA  
Cledes.com



**Nancy Crampton**  
Kalamazoo, MI  
NancyCramptonDesigns.com




**Kyla Crawford**  
Anna, TX  
KylaCrawford.com




**Karen Donde**  
Mills River, NC  
KarenDondeHandwovens.com



**Julie Drogsvold**  
Sierra Vista, AZ  
TangledYarnFarms.com




**Dawn Edwards**  
Plainwell, MI  
FeltSoRight.com




**Leslie Fesperman**  
Elkin, NC  
YadkinValleyFiberCenter.org




**Becky Flax**  
Elkins Park, PA  
BeckyFlax.com



**Donna Foley**  
Silver City, NM  
FourDirectionsWeaving.com




**Tegan Frisino**  
Johnsonville, NY  
ComfortClothWeaving.com




**Adrienne Gaskell**  
St. Petersburg, FL  
KumihimoResource.com



With something of interest for everyone from the beginner to the expert, Convergence® Sessions are taught by innovative Fiber Art Leaders. To learn more about these Leaders and their work, we encourage you to visit their websites and social media accounts. Links and bios are available on the HGA website, [WeaveSpinDye.org/Sessions](http://WeaveSpinDye.org/Sessions).




**Liz Gipson**  
Socorro, NM  
[YarnWorker.com](http://YarnWorker.com)



**Eileen Hallman**  
Black Mountain, NC  
[NewWorldTextiles.com](http://NewWorldTextiles.com)




**Jennie Hawkey**  
Hopewell, IL  
[HopewellWeaving.com](http://HopewellWeaving.com)




**Irene Heckel-Volpe**  
Candler, NC  
[IreneHeckelOriginals.com](http://IreneHeckelOriginals.com)



**Deborah Held**  
Atlanta, GA  
[DebbieHeld.com](http://DebbieHeld.com)



**Sue Helmken**  
Clover, SC  
[BarefootWeaver.com](http://BarefootWeaver.com)




**Ellen Hess**  
Cranford, NJ



**David Heustess**  
Nashville, TN  
[DavidHeustess.com](http://DavidHeustess.com)



**Carol James**  
Winnipeg, Manitoba  
[SprangLady.com](http://SprangLady.com)



**Beth Ross Johnson**  
Black Mountain, NC  
[BethRossJohnson.com](http://BethRossJohnson.com)



**Ben Jones**  
Portland, OR  
[StudioBenJones.com](http://StudioBenJones.com)




**Betty Kirk**  
Lemont, IL  
[BBKirk.com](http://BBKirk.com)




**Denise Kovnat**  
Rochester, NY  
[DeniseKovnat.com](http://DeniseKovnat.com)




**Annetta Kraayeveld**  
Helena, MT  
[PrairieWoodBasketry.com](http://PrairieWoodBasketry.com)



**Deborah Kruger**  
Durham, NC  
[DeborahKruger.com](http://DeborahKruger.com)



**Beverly Larson**  
Lafayette, IN  
[BeeBeesBaskets.com](http://BeeBeesBaskets.com)



**Susan Lazear**  
San Marcos, CA  
[Cochenille.com](http://Cochenille.com)




**Connie Lippert**  
Seneca, SC  
[ConnieLippert.com](http://ConnieLippert.com)



**Robin Lynde**  
Vacaville, CA  
[MeridianJacobs.com](http://MeridianJacobs.com)



**Heather Macali**  
Beverly Hills, MI  
[HeatherMacali.com](http://HeatherMacali.com)




**Nancy Macali**  
Munroe Falls, OH




**Lilly Marsh**  
Queensbury, NY  
[LillyMarshStudios.com](http://LillyMarshStudios.com)



**Christine Miller**  
Dallas, TX  
[ChristineKMiller.com](http://ChristineKMiller.com)




**Kathy Monaghan**  
Beaverton, OR



**Dena Moses**  
Putney, VT  
[VermontWeavingSupplies.com](http://VermontWeavingSupplies.com)



**Rosalie Neilson**  
Milwaukie, OR  
RosalieNeilson.com




**Amber Ostaszewski**  
Bellevue, KY  
AmberRoseOstaszewski.com




**Marcy Petrini**  
Jackson, MS  
MarcyPetrini.com




**Amanda Robinette**  
Valencia, CA  
WesternSakiori.com




**Laura Salamy**  
Albuquerque, NM  
HighOnHooking.com



**Nadine Sanders**  
Sebastopol, CA  
SingingWeaver.com



**Tommye Scanlin**  
Dahlonega, GA  
ScanlinTapestry.com



**Angela Schneider**  
Bartlett, TN  
AngelaKSchneider.com




**Jenny Schu**  
Lansing, MI  
JennySchu.com



**Barbara Setsu Pickett**  
Eugene, OR



**Gene Shepherd**  
Anaheim, CA  
GeneShepherd.com




**Deborah Silver**  
Cleveland Heights, OH  
DeborahSilverStudio.com



**Janney Simpson**  
Gaylord, MI  
JanneySimpson.com



**Norma Smayda**  
Saunderstown, RI  
SaunderstownWeaving  
School.com



**Rebecca Smith**  
San Diego, CA  
RebeccaSmithTapestry.com




**Rachel Snack**  
Philadelphia, PA  
RachelSnack.com



**Sydney Sogol**  
Durham, NC  
SydneySogol.com




**Robyn Spady**  
Tokeland, WA  
SpadyStudios.com




**Jill Staubitz**  
Collinsville, CT  
ModernWeaver.com




**Margaret Stump**  
Mankato, MN  
PinLoomWeaving.com



**Jannie Taylor**  
San Luis Obispo, CA




**Jeane Vogel**  
Saint Louis, MO  
VogelPix.com




**Sara von Tresckow**  
Fond du Lac, WI  
WoolGatherers.com




**Judy Walker**  
Stayton, OR  
WalkerPublications.com




**Melissa Weaver Dunning**  
Shepherdstown, WV  
MelissaWeaves.Blogspot.com



**Marcia Weiss**  
Collegetown, PA



**Alanna Wilcox**  
Rochester, NY  
AlannaWilcox.com



**Saaraliisa Ylitalo**  
Reston, VA  
Saaraliisa.com



**Mary Zicafoose**  
Cedar Bluffs, NE  
MaryZicafoose.com

Scan for more  
information about  
Convergence® Leaders





# Session Descriptions and Fees

Sessions include beginner to advanced instruction in a variety of fiber techniques. An HGA Individual, Family, Student, or Professional Artist Membership is required to register and take a Convergence® Session. Membership may be purchased online or by calling (678) 730-0010. Participants who purchase the Convergence® Value Package (CVP) save 25% on all their sessions. Fees are in US Dollars.

	with CVP	without CVP
3-Day Workshops	\$459	\$613
2-Day Workshops	\$306	\$409
1-Day Workshops	\$153	\$205
3-Hour Super Seminars	\$76	\$103
90-Minute Seminars	\$38	\$52

**Materials Fees:** Are payable to the Leader and collected onsite at the beginning of the Session.

**Equipment and Loom Rentals:** Required special equipment, including Looms, is noted in the Session description and may be available for rent if requested with your registration.

**Supplies:** Download a complete supply list for all Sessions at [WeaveSpinDye.org](http://WeaveSpinDye.org). Session participants will be contacted by the Leader with instructions prior to Convergence® if their Session requires advanced preparation such as warping a loom.

**Wait Lists:** Session size is limited by the Leader. If a Session is full you may register on the Wait List. If a space opens, the first person on the Wait List will receive a phone and email notification of the offer to register and will be required to respond within 2 business days or be removed from the Wait List. If the registration is declined or no response is received, the registration will be offered to the next person on the list.

**Changes:** Sessions may be changed to a Session at an equivalent or higher registration fee if made in writing by April 30, 2024. Changes will incur a \$25 administration fee per Session. Sessions may not be changed after April 30, 2024.

**Cancellations:** Session cancellations must be made in writing by April 30, 2024 and will incur a \$50 cancellation fee per Session. Session registration fees are non-refundable for cancellations made after April 30, 2024. Sessions require a minimum number of participants to run. HGA reserves the right to cancel Sessions if there is insufficient registration. If we must cancel a Session HGA will issue a full refund.

**Transfers:** If made in writing by July 1, 2024, Sessions may be transferred to a registered friend or family member who holds an HGA Individual, Family, or Professional Artist membership. Transfers will incur a \$25 administration fee per Session. The original registrant is responsible for the administration fee and the difference in registration fees if the registrant receiving the Session does not hold a CVP. Sessions may not be transferred after July 1, 2024.

## THURSDAY July 11

### 2-DAY WORKSHOPS

Thursday, Friday

9:00 AM–4:30 PM

#### 2W-R001 Plaited Twills: The Double Two-Tie Connection

**Karen Donde**

Plaited twills can require more than 8 or 12 shafts for all but the simplest designs, but when woven on a double two-tie twill threading, the design possibilities on fewer shafts expand dramatically. This workshop explains how to weave plaited twills on a double two-tie twill threading, how to design those plaited twill patterns and how careful material choices open the door to vastly different designs from the same warp when woven as turned supplementary weft weaves.

*Table or Floor loom (minimum 8-shafts, 12" width, 8, 10, or 12 dent reed) required. Must have 8-shaft drafting and weaving experience, be able to read a draft and warp a loom.*

**Materials Fee: \$0. Level: Advanced.**



2W-R002 1 Warp, 2 Colors, 4 Napkins, 16 Patterns: The Magic of Color & Weave on a Rigid Heddle

#### 2W-R002 1 Warp, 2 Colors, 4 Napkins, 16 Patterns: The Magic of Color & Weave on a Rigid Heddle Loom

**Katherine Buenger**

In this class, students will weave four napkins, each showcasing four distinct patterns using two yarn colors. Participants will gain expertise in threading a rigid heddle loom with two threads in both holes and slots. They will also learn the art of tying on using shoelaces. By the end of the workshop, students will have mastered a minimum of 16 unique patterns, allowing them to create intricate and beautiful woven designs on their own.

*Rigid Heddle loom (minimum 15" width, 10 dent reed) required. Must be able to warp a loom.*

**Materials Fee: \$20. Level: Intermediate.**

THURSDAY July 11

**2W-R003 Botanical Printing****Myra Chang-Thompson**

Using common household chemicals and plant materials, students will learn a fun, easy technique to transfer botanicals to natural fiber commercial fabric. The printing can also be accentuated with additional natural dyes. The process is set by steaming and the results are phenomenal and permanent!

**Materials Fee: \$12. Level: Beginner.**



2W-R004 Deflected Double Weave: Connections, Layers, & Pockets

**2W-R004 Deflected Double Weave: Connections, Layers, & Pockets****Janney Simpson**

In this class, participants will explore the fascinating world of Deflected Double Weave (DDW) and its combination with traditional double weave to achieve connections, layers, and pockets within a single piece. Students will master various treadling variations to blend DDW and/or layers with textured crimp weave on 8-shaft DDW patterns. Additionally, the class will delve into advanced design possibilities, including triple layers with DDW, V-shaped shawls woven in DDW, and designs utilizing more than 8 shafts.

*8-shaft jack-style Floor or Table loom (minimum 9" width, 12 or 15 dent reed) required. Must be able to read a draft and warp a loom.*

**Materials Fee: \$15. Level: Intermediate.**

**2W-R005 Tapestry Weaving with Beads & Wire****Rebecca Smith**

Diversify tapestry weaving skills by incorporating seed beads that capture light and wire to add a three-dimensional touch. This class encourages creative weaving without relying on a cartoon. Participants will explore eccentric weft techniques using an array of novelty yarns, delve into loom-based bead weaving, and learn to combine bead and yarn weaving in their tapestry projects. The resulting tapestries can be free-standing or framed, showcasing stunning decorative woven art.

*Tapestry or Rigid Heddle loom (sett at 10 or 12 epi) required. Must be able to warp a loom.*

**Materials Fee: \$25. Level: Intermediate.**

**2W-R006 Demystifying Doup Leno****Marcia Weiss**

Open, lace-like fabrics seem to magically appear on the loom with doup leno. Learn how to design and draft leno weaves, create, set up and thread doups, and weave a leno sampler. Emphasis will be placed on the joyful range of possibilities in leno weaving. Tips and tricks will be shared so that participants leave with a firm foundation of doup leno weaving.

*Floor or Table loom (4- or 8-shaft) required. Must be able to read a draft and warp a loom.*

**Materials Fee: \$5. Level: Intermediate.**

**1-DAY WORKSHOPS****Thursday**

9:00 AM–4:30 PM

**1W-R007 The Printed Petal: Hammer Printing with Fresh Flowers****Wendy Arnott**

Learn how to use fresh flowers to create prints on fabric using the hammer printing technique. Discuss and apply design concepts to several hands-on projects. The projects include notecards, two small pouches, a backpack, and silk bandanna. These projects will be pre-scoured and mordanted, ready to print in class, but the preparation process will be demonstrated in class.

**Materials Fee: \$45. Level: Beginner.**

**1W-R008 Designing & Weaving Pick-Up on an Inkle Loom****Sienna Bosch**

The wonders of simple pick-up designs on an inkle loom await exploration in this class. Participants will start by warping the loom and practicing pre-planned designs. They will then delve into designing patterns of their own using uncomplicated tools and techniques. Working with three colors, they will craft bands ideal for keychains or bookmarks. Let imagination run wild, and bring to life any band one can dream up!

*Inkle loom required. Must be able to warp a loom and read a draft.*

**Materials Fee: \$0. Level: Intermediate.**



1W-R009 Next Steps in Wet Felting

**1W-R009 Next Steps in Wet Felting****Abraham Buddish**

In this workshop, participants who possess knowledge of wet felting will have the opportunity to advance their skills further. They will be guided through essential aspects such as calculating shrinkage, creating functional patterns, employing resists, and exploring 3D felting techniques. Additionally, students will learn decorating techniques like Crack Earth and Inlay. The practical application of these skills will be demonstrated as participants craft a pair of fingerless mittens during the class.

*Students should have wet felted at least once prior.*

**Materials Fee: \$20. Level: Intermediate.**



## 1W-R010 Natural Color: An Introduction to Natural Dyeing

**Donna Foley**

Natural dyes are steeped in mystery, history, and tradition and can impart an incredible palette of glowing color. Participants will learn the entire process, from yarn preparation to mordanting and dyeing. Several dyepots will be going and students will do some over dyeing to create even more color. Participants will leave with an array of natural dye samples.

**Materials Fee: \$25. Level: Beginner.**



1W-R011 Exploring the Drum Carder

## 1W-R011 Exploring the Drum Carder

**Henry Clemes & Roy Clemes**

In this class, students will learn the history of the drum carder, how they work, and why they function the way they do. The class will then delve into the differences of woolen and worsted carding, explore tools that make drum carding more efficient, and crank out four different batts. The first batt will be hand-cranked before switching over to Electric Drive for the duration of class.

**Materials Fee: \$50. Level: Beginner.**

## 1W-R012 Designer Yarns

**Betty Kirk**

Investigate the possibilities of making new and exciting yarns. This class will cover Navajo ply, slub yarn, bouclé and crepe yarn. Participants will work on their personal spinning wheels.

*Spinning Wheel (traditional or e-spinner) required. Must be able to spin & ply a basic yarn.*

**Materials Fee: \$15. Level: Intermediate.**



1W-R013 Twill Paper Trays

## 1W-R013 Twill Paper Trays

**Annetta Kraayeveld**

This beautiful basket is a wonderful introduction to weaving with painted paper. Students will weave a clover leaf base and learn how careful color placement of stakes creates a distinctive ripple design that continues up the sides of the basket. The rim is double lashed with waxed linen. A wide choice of paper (painted and precut) will be provided. Students will receive materials for two baskets. Finished Tray Size: 4-3/8 x 4 x 1-1/2 inches high.

*Basic plaited basketry skills required. Twill Experience helpful.*

**Materials Fee: \$45. Level: Intermediate.**

## 1W-R014 Making Art with Recycled Materials

**Deborah Kruger**

This hands-on workshop offers artists exciting techniques for incorporating recycled materials into their fiber art. Participants will learn three different techniques for using recycled materials, and will be given time to make an object. These techniques will open creative doors for re-using scraps, reducing our footprint, and developing a more sustainable and environmentally conscious fiber art practice.

*Must be able to operate a sewing machine.*

**Materials Fee: \$15. Level: All.**

## 1W-R015 Clasped Warp on a Rigid Heddle Loom

**Robin Lynde**

Clasped warp enables a weaver to begin with a warp end of one color and finish with another. The location of the color changes can be planned or freeform. Participants will learn both clasped warp and clasped weft techniques using their own rigid heddle looms with a 5 or 6 dpi reed. Students

will direct warp using the clasped warp technique, learn how to plan future pieces, and finish the day with a unique scarf.

*Rigid Heddle loom (minimum 8" wide, 5-6 dpi heddle) required.*


**Materials Fee: \$31. Level: All.**

## 1W-R016 Sashiko Stitching on Sun Prints

**Jeane Vogel**

Experience the magic of cyanotype or "sun printing," a photographic process dating back to the 1840s. Under Jeane's guidance, discover how to blend cyanotypes with traditional Japanese Sashiko embroidery, resulting in stunning art pieces. Create captivating sun prints using plants and combine them with intricate stitched patterns on cotton cloth. Learn a range of Sashiko stitches to use in various fiber projects. With hands-on practice, students will complete 2 to 4 projects, showcasing the perfect fusion of cyanotype and Sashiko embroidery techniques.

**Materials Fee: \$25. Level: Beginner.**



1W-R017 Sakiori History & Western Sakiori Techniques

## 1W-R017 Sakiori History & Western Sakiori Techniques

**Amanda Robinette**

Sakiori isn't just like other rag-weaving! Learn how people in rural Japan used this technique to make durable, warm cloth, and how we can use discarded luxury materials available today to make Western Sakiori! The class will cover sakiori history, rag selection, preparation, weaving, and finishing techniques for Western Sakiori. Students will bring warped looms and can choose to weave a sample or start a scarf to finish at home.

*Floor, Table, or Rigid Heddle loom required. Must be able to warp a loom.*

**Materials Fee: \$0. Level: Intermediate.**

THURSDAY July 11

**1W-R018 Block Party****Robyn Spady**

This workshop caters to individuals with a 4-shaft loom looking to maximize its potential or seeking a clearer understanding of multi-shaft weaving. Through presentations, discussions, and hands-on exercises, participants will gain practical insights into blocks, profile drafts, and their creative utilization to design new and exciting patterns. This class will explore the fundamental building blocks of many weave structures.

*Must be able to read a draft.*

**Materials Fee: \$10. Level: Intermediate.**


**3-HOUR SEMINAR****Thursday morning**

9:00 AM–12:00 PM

**SS-RA019 Developing Color Ideas from Visual Images****Ellen Hess**

A weaver's voice comes through the use of color, pattern, and texture. Inspired by paintings, landscapes, or photographs, it may be challenging to effectively apply those colors to fiber work. This presentation walks participants through identifying colors in a visual reference image, understanding their qualities and color relationships, and offers ways to use them effectively with different weave structures and yarns.

**Materials Fee: \$0. Level: All.**



SS-RA020 Kumihimo Braiding with Beads

**SS-RA020 Kumihimo Braiding with Beads****Judy Walker**

Kumihimo is a traditional Japanese craft which creates beautiful braids. Recently, artists have begun adding beads to this traditional method to make stunning necklaces and cords. Fast, easy, fun, portable, and addictive!

**Materials Fee: \$10. Level: All.**

**90-MINUTE SEMINAR****Thursday morning**

9:00 AM–10:30 PM



S-RA021 Color as a Communicator in Textiles

**S-RA021 Color as a Communicator in Textiles****Susan Lazear**

Since the beginning of time, color has played a major role in textiles, art, and society. In this lecture, Susan Lazear will take participants on a visual travelogue of color, demonstrating its role as a communicator. Students will visit cultures around the world color by color, and witness the important role given to each one. Enjoy learning some of the color nuances and tidbits that exist globally.

**Materials Fee: \$0. Level: Beginner.**

**S-RA022 Building a Garden, Creating Community****Amber Rose Ostaszewski**

This seminar highlights the inspiring story of Amber's guild's dye & fiber garden, serving as an entry point for new members and fostering deeper engagement and pure joy. Valuable wisdom gained from the garden's establishment will be shared, along with the essential foundations for starting one's own. Each participant will receive a handout, serving as a comprehensive step-by-step guide in building their dream garden and nurturing a vibrant community.

**Materials Fee: \$0. Level: All.**

**S-RA023 Marking Time with Fabric & Thread****Tomme Scanlin**

The session will feature the work of several artists who have created calendars, diaries, or journals using various fabric and fiber mediums. Examples will be from tapestry diaries, stitch journals, and temperature or

other data selection used as inspiration for several fiber & fabric techniques. Discussion for approaches and methods one might use as a jumping-off point for those interested in trying a similar practice will be included.

**Materials Fee: \$0. Level: All.**



S-RA024 Not All Blocks Are Created Equal

**S-RA024 Not All Blocks Are Created Equal****Marcy Petrini**

Block designs can be woven using a variety of weave structures. In order to produce an optimal end product, however, the choice of structure must consider the fiber, yarn, and final use. Shafts and treadles can also be a challenge to address.

*Must be able to read a draft, and be familiar with blocks in weaving structures.*

**Materials Fee: \$0. Level: Intermediate.**

**3-HOUR SEMINAR****Thursday afternoon**

1:30 PM–4:30 PM

**SS-RP025 Intro to Kumihimo Braiding****Adrienne Gaskell**

Students will learn the basic movements used to create kumihimo braids and be introduced to new braid structures creating a continuous sampler braid. Instruction will include how to read braid structure diagrams created by different authors so that students can easily learn more on their own. Instructor will demonstrate how to use both the disk and the marudai. The class kit includes a kumihimo disk.

**Materials Fee: \$25. Level: Beginner.**




## SS-RP026 Can We Be Inspired by the Inspiration of Others?

**Marcy Petrini**

Using a single photograph, each individual will design a cloth with the help of a questionnaire. The resulting sketches will be posted anonymously for all to observe. Guided by another questionnaire, individuals can change their cloth design. The final sharing will include a discussion of the salient points of inspiration. This session is not suitable for figurative weaving, i.e. tapestry.

*Must have some experience designing cloth and be able to read a draft.*

**Materials Fee: \$0. Level: Advanced.**



SS-RP027 Hands On Finishing Your Work

## SS-RP027 Hands On Finishing Your Work

**Jenny Schu**

As a fiber artist, working with a concept often takes precedence over considering how a piece will be finished or hung. This seminar emphasizes the significance of making finishing and hanging decisions early in the design process, whether for the home or exhibition. Students will be requested to bring in a piece that they are currently stumped by or may need to be reworked. The session will offer hands-on suggestions to address these challenges and provide insights into creating impactful and well-planned fiber art.

**Materials Fee: \$0. Level: Beginner.**

## 90-MINUTE SEMINAR

Thursday afternoon

1:30 PM–3:00 PM

## S-RP028 Simple Cloth Analysis: Creating a Weaving Plan from a Favorite Garment

**Ellen Hess**

Years of working as a textile designer in the garment industry taught Ellen tricks to

reinterpreting a wide range of woven fabrics. This seminar walks participants through the steps of analyzing, recording and applying the hidden information in a woven apparel fabric so they can develop a weaving plan or layout to create their own unique version.

*Must be able to read a draft.*

**Materials Fee: \$0. Level: Intermediate.**

## S-RP029 Sustainable & Creative Garments with a Pieced Approach

**Susan Lazear**

Sustainability practices are at the forefront in our world. In this lecture, participants will find inspiration for creative design by adopting the multiple-fabric approach to clothing—a great way to use leftovers and sample pieces, which adds to any sustainability practice. Students will learn how to organize their stashes, choose colors, plan and develop garments with multiple pieces, and discover various methods for dividing a garment pattern.

**Materials Fee: \$0. Level: Beginner.**



S-RP030 Ikat: The Power of Pattern

## S-RP030 Ikat: The Power of Pattern

**Mary Zicafoose**

Ikat is a beautiful, refined textile technique of resist-dyeing patterns before weaving. It is a complex multi-phased process resulting in graphically elaborate and vibrant woven cloth. This seminar is a compelling and lavish textile travelogue, stopping at major ikat producing centers around the world. The talk highlights unique and culturally distinct ikat cloth produced over the ages as well as a glimpse into Mary's work and her textile studio on the Nebraska Great Plains.

**Materials Fee: \$0. Level: Beginner.**

FRIDAY July 12

## 1-DAY WORKSHOPS

Friday

9:00 AM–4:30 PM



1W-F031 Hand-Painting Weaving Warps with Procion® MX Dyes

## 1W-F031 Hand-Painting Weaving Warps with Procion® MX Dyes

**Amanda Baxter**

Participants will learn to use Procion® MX dyes to hand-paint a warp, working together to create color with intention. The class will begin with a fun warm-up exercise creating a color storyboard to develop unique palettes. Basic color theory, simultaneous contrast, and using color on the loom will be discussed. Attendees will learn about basic dye handling and using stock solutions with fiber reactive dyes, and techniques for applying dye to yarn.

**Materials Fee: \$80. Level: Beginner.**

## 1W-F032 Weaving Letters on an Inkle Loom

**Sienna Bosch**

For those who have a favorite saying or want to make bands for the special people in their lives, this is the class for them. With excitement and a choice of colors, participants will learn to weave letters in no time. Looms will be warped, and upper and lowercase letters practiced. Attendees will leave with newfound skills and a delightful band to share with their fellow weaving enthusiasts.

*Inkle loom required. Must be able to read a draft and warp a loom.*

**Materials Fee: \$0. Level: Intermediate.**

FRIDAY July 12



1W-F033 Edge Finishing & Seaming for Hand Woven Garments

### 1W-F033 Edge Finishing & Seaming for Hand Woven Garments

**Sandy Cahill**

Several challenges present themselves when sewing garments from handwoven fabric. Making sturdy seams while reducing bulk is one, as is creating durable and attractive edgings. This workshop will teach students a unique non-bulky reversible seaming technique, and several elegant but durable edge finishes that give handwoven garments that perfect designer touch. Participants will create several take-home samplers, allowing them to apply these seaming and edge finishing techniques to their own handwoven garments.

*Must be able to operate a sewing machine.*

**Materials Fee: \$45. Level: Intermediate.**

### 1W-F034 Adventures in Drum Carding

**Henry Clemes & Roy Clemes**

In this companion class to Exploring the Drum Carder (1W-R011), semi-worsted and woolen batts will be prepared. Students will learn different techniques to create an art batt, learn to add silk or bamboo into woolen batts, remove fiber as rolags and as pencil-sized sliver, and will leave with 5 batts worth of carded fiber for spinning. Each student will be provided with an Elite Series Drum Carder for class use.

*Must have experience using a drum carder.*

**Materials Fee: \$55. Level: Intermediate.**

### 1W-F035 Needle Felting: Finishing & Embellishing Textiles

**Barb Cabral**

This workshop focuses on techniques for creating Pictorial Panels that can be used on garments, accessories, and furnishings, and goes into techniques for garment shaping and construction. Blending fibers for felting wool, silk and metallics, as well as incorporating yarns, mohair locks, & pre-felted sections will be demonstrated. The use of handwoven, knit, pre-felted, and commercial fabrics as backgrounds will be discussed. Samples will be made along with a finished Pictorial Panel.

**Materials Fee: \$15. Level: Beginner.**



1W-F036 Advanced Natural Dyeing: Using Stock Solutions to Create a Complete Palette

### 1W-F036 Advanced Natural Dyeing: Using Stock Solutions to Create a Complete Palette

**Donna Foley**

This class will go beyond the basics and demonstrate how to make subtle gradations of color using stock solutions of natural dye extracts. Participants will work with madder root extract, cochineal extract, kamala, and indigo to get a complete palette of gorgeous colors. Using simple math and syringes students will calculate the depth of shades of various hues in such a way that the colors are reproducible.

**Materials Fee: \$25. Level: All.**

### 1W-F037 Inside Out Kumihimo

**Adrienne Gaskell**

Students will learn how to make a traditional fiber braid, as well as learn how to work a beaded braid over top to create an exquisite-layered necklace. This class will teach the basics of braiding with Japanese metallic fibers along with an innovative technique for creating a layered braid.

*Marudai, 16 tama, 40% counterweight required. Must have experience setting up and braiding on a marudai.*

**Materials Fee: \$65. Level: Intermediate.**

### 1W-F038 Pattern: History, Application, Possibilities

**Ben Jones**

This lecture and hands-on workshop dives into the practices and histories of repeating textile patterns. Topics of discussion include: Block printing from India, Herringbones dating back to the Roman era, ancient hand-painted Aboriginal "Dreamscapes," Ghanaian Kente cloth, Marimekko's contemporary oversized floral motifs, and more. Participants will create patterns by hand using resist printing and stencils, and experiment with various repeating pattern structures through block printing and screen printing with dyes.

**Materials Fee: \$25. Level: Beginner.**

### 1W-F039 Diagonal Twill Basics

**Annetta Kraayeveld**

This basket class will explore diagonal twill weaving. Working with 6mm wide strips of hand-painted paper, students will learn the basics of base construction, turning corners, weaving the sides, and counting rows as well as two rimming options. Students will work on two baskets simultaneously. Finished basket sizes will vary. Students will have color choices.

*Students must have basic plaited basketry skills and be comfortable weaving with non-traditional material.*

**Materials Fee: \$55. Level: Intermediate.**



1W-F040 Kami-ito: Spinning Paper

### 1W-F040 Kami-ito: Spinning Paper

**Saaraliisa Ylitalo**

The art of making thread (kami-ito) dates back to 7th century Japan. In this paper yarn making class, students will prepare paper, then use drop spindles to spin a very strong



fiber that they will then weave into a small piece of cloth for a pouch. Kami-ito can be used in knitting, weaving, crochet and bookbinding, and almost anywhere yarn is used.

*Spindle required.*

**Materials Fee: \$25. Level: Beginner.**

## 3-HOUR SEMINAR

**Friday morning**

9:00 AM–12:00 PM



SS-FA041 Japanese Bookbinding

### SS-FA041 Japanese Bookbinding

**Betty Kirk**

Learn the history of how Japanese bookbinding came to be along with the various styles used. Participants will learn traditional stab binding to create two styles of bookbinding to make journals. Participants will learn the modern technique of embossing to create the cover of the journals.

**Materials Fee: \$20. Level: Beginner.**

### SS-FA042 What to Do with a Spotted Fleece?

**Robin Lynde**

Learn how to work with a spotted fleece. This class will follow a fleece from sheep to finished piece, discuss skirting and sorting, micron measurements, problem fleeces, how to choose a fleece to buy, and some characteristics of the Jacob sheep. Students will learn to wash wool and how to choose the best processing method for a spotted fleece. Participants may choose to purchase washed fiber and card or flick it in class.

**Materials Fee: \$0. Level: All.**



SS-FA043 Beyond Plain Weave: Hand-manipulated Lace

### SS-FA043 Beyond Plain Weave: Hand-Manipulated Lace

**Angela Schneider**

Add texture and light to weaving with a collection of hand-manipulated lace techniques, including Leno, Brook's Bouquet, Danish Medallion, and other lace variations. Angela will teach students how to create laces that can be used for decorative borders, repeating motifs, or all-over patterns. These techniques are equally suited to rigid heddle and multi-shaft looms and can be done on the same warp as Beyond Plain Weave: Pick-Up Stick Patterns on the Rigid Heddle Loom. (SS-FP057).

*Rigid Heddle loom (minimum width 6") with 7.5, 8, 10, 12, or 12.5 dent heddle required.*

**Materials Fee: \$0. Level: Intermediate.**

### SS-FA044 Introduction to Pin Loom Weaving: Learn to Use a Pin Loom & Make a Flat Rat

**Margaret Stump**

Participants will learn to weave on both 2- and 4-inch pin looms. Each participant will weave and construct a flat rat, invaluable as a bookmark or somewhat bizarre coaster. Participants will build weaving and construction skills including the use of simple crochet, often used with pin loom joins. All looms, yarn, and tools will be provided by the instructor.

**Materials Fee: \$5. Level: Beginner.**

### SS-FA045 Four Shafts Aren't Complex? Au Contraire!

**Robyn Spady**

4-shaft looms are capable of much more than many weavers realize. Tapping into the potential of four shafts helps weavers learn how to maximize undervalued looms and better understand how to exploit the capabilities of looms with more shafts. Imagine integrated double weaves, single

shuttle double-faced designs, delicate fabrics with embroidered-like effects, and much more!

*Must be able to read a draft.*

**Materials Fee: \$5. Level: Intermediate.**

### SS-FA046 Ikat Warp Shifting Techniques

**Mary Zicafoose**

This seminar is a concise crash-course in ikat warp shifting. Using detailed and sequential images, Mary demonstrates six different simple and effective warp shifting techniques that create classic designs and patterns in woven ikat cloth. The demonstrated techniques are adaptable to all looms and styles of weaving cloth. No looms, warps, dyes, or auxiliary materials are required for this hands-off lecture seminar.

*Must be able to warp a loom.*

**Materials Fee: \$0. Level: Intermediate.**

## 90-MINUTE SEMINAR

**Friday morning**

9:00 AM–10:30 AM



S-FA047 Contemporary Recycled Fiber Art: An International Trend

### S-FA047 Contemporary Recycled Fiber Art: An International Trend

**Deborah Kruger**

Join Deborah Kruger on an international fiber tour. Participants will encounter artists working with recycled cotton clothing, twisty ties, discarded shoes, used lobster rope, shredded bottle caps, and more! Students will come away feeling dazzled and inspired to find clever ways to use the discarded material around them to make fabulous fiber art.

**Materials Fee: \$0. Level: All.**

FRIDAY July 12

**S-FA048 Understanding Your Fit Preferences****Susan Lazear**

This lecture will discuss techniques and measurements that will help participants understand how they like their clothing to fit. There is magic to this knowledge—it will be a guide to creating clothing (woven, sewn, knit, crochet) that is comfortable to wear. No more surprises. Whether creating a pattern from scratch, drafting by hand, or altering commercial patterns, knowing the wearer's fit preferences will help make wise decisions.

**Materials Fee: \$0. Level: Beginner.****S-FA049 Keep Track of Your Digital Art Life****Jenny Schu**

Constantly looking for the photo of that one piece? Does finding all the information to submit work to an exhibit take hours? This seminar is about getting organized. By integrating weekly and monthly practices into a studio routine, participants can have everything in order and ready to copy into forms and submit, even when they have procrastinated right up to that deadline.

*Laptop required. Must have computer experience.*

**Materials Fee: \$0. Level: All.**

S-FA050 Tips, Tricks, & How To's of Rust Dyeing


**S-FA050 Tips, Tricks, & How To's of Rust Dyeing****Abraham Buddish**

This seminar will introduce the basics of using steel to rust dye cloth, as well as some helpful tips and tricks. Various rusting techniques will be discussed which produce outcomes ranging from raw/organic or painterly, to clean and controlled. Visual

examples will be shown and discussed throughout the session.

**Materials Fee: \$0. Level: All.****3-HOUR SEMINAR****Friday afternoon**

1:30 PM–4:30 PM



SS-FP051 GIMP: The Open-Source Photoshop Alternative, an Overview

**SS-FP051 GIMP: The Open-Source Photoshop Alternative, an Overview****Becky Flax**

Interested in working digitally, but not ready to splurge on expensive software? Open-source alternatives to mainstream image editing software can be a great option. GIMP, the GNU image manipulation program, is the most commonly used alternative accessible on all major operating systems. This session will introduce participants to a workflow specific to image editing. No experience with photography or software is required for this workshop.

**Materials Fee: \$15. Level: Beginner.****SS-FP052 Color Me Confident****Sue Helmken**

A pattern may be great, but perhaps the colors are wrong. Then new chosen colors fail to meet expectations, leading to frustration. In this class, the instructor will address achieving a balance of values, analyzing the proportions in color combinations, understanding how subtle color changes affect the cloth, and discussing how colors can enhance or tone down a pattern. Participants will leave with a newfound confidence in working with colors.

**Materials Fee: \$5. Level: Beginner.****SS-FP053 Playing with Blocks: Summer & Winter Made Easy****Ellen Hess**

This seminar considers the range of Summer and Winter design possibilities and breaks down the aspects of developing Summer and Winter drafts in a straightforward and step-by-step sequence. A simple ground-up approach is used to develop design concepts and images using graph paper and colored pencils and, if the participant desires, weaving software. Enter the world of design possibilities offered by Summer and Winter weaves.

*Must be able to read a draft.*

**Materials Fee: \$0. Level: Intermediate.****SS-FP054 Spinning 201: Spin Better****Mary Berry**

Learn to spin better! Students will learn to spin the yarn they want, not the yarn their wheel wants to give them. Participants will learn when and how to adjust their wheels and how those adjustments affect the final yarn, four drafting methods and why to use each, how choosing fiber affects the yarn, and more! Individual questions encouraged. Fiber will be provided by the instructor.

*Functional treadle spinning wheel, tools, and several empty bobbins required. No e-Spinners. Must be able to spin & ply a basic yarn.*

**Materials Fee: \$10. Level: Intermediate.**

SS-FP055 Shaker Cheese Basket

**SS-FP055 Shaker Cheese Basket****Beverly Larson**

Learn beginning hexagon weaving on the traditional Shaker Cheese Basket originally used to dry cheeses. Materials will be included for 2 sizes, however only 1 will be completed in class by most. Natural reed will be used.

**Materials Fee: \$22. Level: Beginner.**



SATURDAY July 13

## 2-DAY WORKSHOPS

Saturday, Sunday

9:00 AM–4:30 PM

## 2W-S061 Introduction to Khmer Hol (Ikat)

Barb Cabral

Learn about Khmer textiles from Thailand and Cambodia through photos and videos from Barb's visits to Cambodia. Participants will learn how to graph designs, calculate yarn lengths, and learn 2 methods of winding wefts for resist tying. Students will learn techniques used by Cambodian artists to create patterned hol. After completing samples, each participant will design and tie a pattern of their own which will be taken home ready to be dyed and woven. Dye options will be discussed. Directions to make a simple hol tying frame loom will be provided by the instructor in advance.

*2 Warping pegs and a hol tying frame required.*

**Materials Fee: \$15. Level: All.**

## 2W-S062 Ecoprint on Leather

Theresa Brown

Tap into a new area of ecoprinting and learn how to imprint on lambskin and top grain leather naturally and in color! Ecoprinting (also known as botanical printing) involves collecting leaves, plants, and flowers to imprint their images directly onto leather to create clothing, handbags, jewelry, and additional accessories. Along with the techniques, students will learn all about leather, plants, equipment, mordants, dyes, and care of their finished leather.

**Materials Fee: \$45. Level: Beginner.**

## 2W-S063 Marble Your Tannins

Eileen Hallman

This workshop provides a novel approach to tannin printing through marbling, a monoprinting technique achieved by placing a textile on the surface of a thickened water solution containing floating paint or ink. Participants will use specially developed tannin inks to print on alum-mordanted cotton and silk. Tannins will include cutch, wattle, myrobalan, and pomegranate. Following printing, students will dye and/or treat the fabrics in an iron solution.

**Materials Fee: \$30. Level: Beginner.**

establish a foundation in comprehending the double two-tie threading and its impressive versatility.

*Must be able to read a draft.*

**Materials Fee: \$5. Level: Intermediate.**

## 90-MINUTE SEMINAR

Friday afternoon

1:30 PM–3:00 PM



S-FP059 Ice Water Indigo

## S-FP059 Ice Water Indigo

Eileen Hallman

This session will present participants with simple, non-vat methods to obtain blue, yellow, green, pink, and orange from fresh Japanese indigo leaves and discuss colors that can be obtained from *Indigofera* species. Application on cotton and silk will be covered, and there will be samples to touch and feel.

**Materials Fee: \$0. Level: Beginner.**

## S-FP060 The Textile Arts of Japan

Susan Lazear

Susan Lazear, Professor of Fashion at Mesa College, will share a visual presentation of textile art techniques practiced in Japan both historically, and in modern time. Learn about dyeing techniques (Kasuri, Shibori), printing methods (Katagami Stencils), resist techniques (Tsutsugaki), and embellishment methods such as Sashiko and Boro. Susan will share the traditions but also how modern Japanese designers and companies are reworking these traditional arts with their own twist.

**Materials Fee: \$0. Level: Beginner.**

## SS-FP056 Teaching Young Weavers Toolkit

Kathy Monaghan

This session covers teaching K-12 how to weave using simple looms and basic materials. Learn how to create a sequence of fun projects that build basic skills and how to manage materials for large groups. Gain hands-on experience with paper, straw, cardboard, backstrap, and frame loom weaving. Leave with a complete toolkit and samples. Plans will be provided for making looms from simple materials.

**Materials Fee: \$25. Level: Beginner.**

## SS-FP057 Beyond Plain Weave: Pick-Up Stick Patterns on the Rigid Heddle Loom

Angela Schneider

Students will expand their rigid heddle weaving with a collection of techniques that add texture to plain weave. Angela will introduce patterns that can be created with one and two pick-up sticks, as well as how to work with multiple shuttles. Honeycomb, simple twills, and textured weaves await! This session can be done on the same warp as Beyond Plain Weave: Hand-Manipulated Lace (SS-FA043).

*Rigid Heddle loom (minimum width 6") with 7.5, 8, 10, 12, or 12.5 dent heddle required.*

**Materials Fee: \$0. Level: Intermediate.**

## SS-FP058 Introduction to Tied Weaves

Robyn Spady

For weavers seeking clarity on terms like "single-two-tie" or "single-three-tie" and eager to understand the intricacies of tied weaves, this class offers an ideal opportunity. Participants will explore the connections between "summer and winter" and taqueté, samitum, as well as delve into Quigley and Bergman tied weaves. Through comprehensive instruction, attendees will

SATURDAY July 13

**2W-S064 Transparency Weaving****Rebecca Smith**

Transparency weaving combines a sheer ground cloth with inlay. This workshop will appeal to tapestry weavers who want to use their skills in a new way, and to multi-shaft weavers interested in decorative wall hangings and window coverings. The workshop focuses on inlay techniques for creating simple and intricate shapes, as well as techniques for overlapping patterns to create depth. The workshop will conclude with mounting and display suggestions.

*4-shaft Table or Floor loom (12 or 15 dpi reed) required. Must be able to warp a loom.*

**Materials Fee: \$5. Level: Intermediate.**

**1-DAY WORKSHOPS****Saturday**

9:00 AM–4:30 PM



1W-S065 Rigid Heddle Weaving: Theo Moorman Technique

**1W-S065 Rigid Heddle Weaving: Theo Moorman Technique****Mary Berry**

The Theo Moorman technique allows layers of supplemental weft to be laid in, in an artistic manner over a ground cloth. In this class students will learn to use this technique with a rigid heddle loom by warping two heddles with two sizes of yarn. Participants will then weave a piece with a supplemental weft that only appears on the front of the weaving. Students may design something in advance, or on the fly as they weave!

*Rigid Heddle loom (minimum width 8") required. Must be able to warp a loom.*

**Materials Fee: \$0. Level: Intermediate.**



1W-S066 Translucent Tapestries Using Supplemental Wefts

**1W-S066 Translucent Tapestries Using Supplemental Wefts****Beatrice Bonanno**

In this class, Bea Bonanno will demonstrate and share the techniques she uses to create her exquisite translucent and lightweight tapestries. Participants will explore the atypical use of materials, techniques, and structures in tapestry weaving to craft dynamic fabrics. By incorporating supplemental weft and tapestry techniques, attendees will discover the art of creating tapestries with freely laid-in forms and textures throughout the fabric.

*Loom with a shedding device (minimum width 8") required. Must be able to warp a loom.*

**Materials Fee: \$0. Level: Intermediate.**

**1W-S067 Color Theory: Carding the Color Wheel****Henry Clemes & Roy Clemes**

Color play for fiber artists! This class delves into the theory of color mixing, empowering students to create their own fiber color wheel. With this knowledge, they will skillfully card a gradient batt of complementary colors. The workshop brilliantly combines the theory of color blending with drum carding techniques. Each student will have the privilege of using materials, tools, and an Elite Series Drum Carder provided by the instructors.

**Materials Fee: \$50. Level: Beginner.**

**1W-S068 Design Your Own Sami-Inspired Cuff Bracelet****Katherine Buenger**

Using tin thread (fine pewter 4% silver wire wrapped around a fiber core) and leather,

students will learn several braiding styles and design their own unique cuff. Several choices of leather strips and cord in a variety of colors along with several sizes of tin thread will be provided. This class involves quite a bit of hand sewing.

**Materials Fee: \$40. Level: Beginner.**

**1W-S069 Cotton Spinning Made Easy with Julie Drogsvold****Julie Drogsvold**

Participants will learn how to adjust their wheels for short staple fibers and master the long draw technique for spinning cotton sliver. The class includes spinning cotton off the seed, carding ginned cotton into punis, and spinning cotton sliver. The instructor will teach plying and blending colors and other fibers with cotton. Valuable tips on caring for and utilizing handspun cotton yarns will be provided.

*Spinning Wheel (e-spinner or traditional), carders, lazy kate, 3 bobbins, labeling tags & marking pen, niddy noddy, and pillow required. Must be able to spin & ply a basic yarn.*

**Materials Fee: \$30. Level: Intermediate.**



1W-S070 Doubleweave Basics

**1W-S070 Doubleweave Basics****Leslie Fesperman**

Participants will learn and gain an understanding of the foundations of doubleweave. Participants will explore double cloth, horizontal tubes, vertical tubes, double width and interlocking blocks, and gain an understanding of how double weave works, leaving with the tools to further explore doubleweave and how to apply these basics to future projects. Students will come with their loom warped and be prepared to weave 6 samples during the day.

*Floor or Table loom required. Must be able to read a draft and warp a loom.*

**Materials Fee: \$5. Level: Intermediate.**



## 1W-S071 Irish Knitting Basket

**Beverly Larson**

Learn to weave the beautiful Irish Knitting Basket. Begin by mastering the God's Eye knot, then enjoy weaving the body of the basket. The finished basket is 12 inches round. Multiple color choices will be available.

**Materials Fee: \$35. Level: Beginner.**



1W-S072 Introduction to Wet Felting: Slippers

## 1W-S072 Introduction to Wet Felting: Slippers

**Heather Macali & Nancy Macali**

Learn how to create a pair of felted wool slippers! This class will cover basic wet felting techniques. The class will discuss the optimal fibers to use and color placement. Prior to the class, students need to trace each foot on a piece of paper to create patterns; make sure to have at least 2" of paper allowance around each foot.

**Materials Fee: \$35. Level: Beginner.**

## 1W-S073 Introduction to Rug Hooking

**Laura Salamy**

In this class, participants will embark on a journey to learn the basics of rug hooking with a unique twist. Alongside the usual wool fabric strips and yarn, they will experiment with unconventional materials like old t-shirts, ribbons, and anything suitable for loop-pulling. Exploring the history of rug hooking, students will master material preparation, begin hooking and/or punching a small project, and explore various finishing techniques to complete their creations.

**Materials Fee: \$75. Level: Beginner.**



1W-S074 Test Drive Digital Pattern Making

## 1W-S074 Test Drive Digital Pattern Making

**Susan Lazear**

Participants will explore the Garment Designer software on their own computers. Learn about the process of planning a garment, ease, the impact of fabric, explore using custom measurements or standard sizes, learn to combine garment styles, edit patterns for fit or fashion, create the same pattern in multiple sizes, and how to output patterns to send it to a service or print at home.

*Laptop required.*

**Materials Fee: \$0. Level: Beginner.**

## 3-HOUR SEMINAR

**Saturday morning**

9:00 AM–12:00 PM

### SS-SA075 Phone to Photo: Adobe® Photography Suite to Create Portfolio-Worthy Photos

**Becky Flax**

The Adobe® Creative Cloud photography package is used to highlight the work's best features and make documenting the work easier. The class helps individuals develop their photo-taking and editing practices to enhance their social media, digital, and physical portfolios. Basic photography principles using a cellphone are covered, along with utilizing Adobe® tools to move quickly between mobile and desktop devices. An overview of the Photoshop and Lightroom workspaces will be provided. The class

includes a handout and 1-year access to online video content for continuous learning and improvement.

*Laptop with Adobe® Photoshop and cellphone with Adobe® Lightroom required.*

**Materials Fee: \$25. Level: Beginner.**

### SS-SA076 Sewing Seams for Hand Woven Garments

**Sandy Cahill**

Special care needs to be taken when planning and sewing the seams of handwoven garments. Reducing bulk is crucial, and when unlined (or reversible), seaming techniques need to accommodate these features. This seminar will demonstrate a unique reversible seam that reduces bulk and is exactly the same on the inside and outside. Using this simple 5-step procedure, participants will create a sampler and can use this technique in their own handwoven garment construction.

*Must be able to operate a sewing machine.*

**Materials Fee: \$20. Level: Intermediate.**



SS-SA077 Natural Dyes Overview

### SS-SA077 Natural Dyes Overview

**Donna Foley**

Natural dyes have been used for thousands of years to create a color. This seminar will give an overview of the fascinating history of natural dyes, as well as descriptions and samples of the colors from both local plants and the traditional dyes of antiquity. The class will discuss the mordanting process, how to prepare fibers, and culminate in a demonstration of an indigo vat.

**Materials Fee: \$0. Level: All.**

## SATURDAY July 13

**SS-SA078 Love Your Blending Board: Going (Way!) Beyond the Rolag****Deborah Held**

Learn how this all-in-one, space-efficient blending tool provides a nearly endless backdrop for fiber preparation. Students will explore several uses for the blending board, and Debbie will share her pro tips for unlocking its true blending powers. The class will begin with light-as-a-feather rolags and move on to more advanced fiber preparation including custom-blended pulled sliver, dizzed roving, full-sized batts, tweeds and textures, planning for large projects, and more.

**Materials Fee: \$25. Level: All.****SS-SA079 Loomed Beadwork: Basics & Beyond****Kathy Monaghan**

The simple technique taught in this workshop enables the creation of stunning beaded bands and fabrics. Participants will learn how to design their patterns, build and warp the loom, and create a basic woven band. Moreover, they will have the opportunity to explore additional design options and discuss various finishing techniques. With very simple tools, beautiful materials, and basic techniques, this workshop is accessible to individuals of various ages. Attendees will also receive complete plans for building their own loom and supplies to create two samples.

**Materials Fee: \$25. Level: Beginner.****SS-SA080 The Inside & Outside of Couture Tweed Fabrics****Robyn Spady**

One of the most iconic fashion items is the Coco Chanel French cardigan-style jacket. Many of the fabrics used are ideal for recreation by handweavers. The weave structures are simple, yet the fabrics look complex. In this class, participants will be introduced to different weaves. The hands-on portion will introduce techniques for planning and designing contemporary tweeds using a combination of yarns and create samples as a way of prototyping for potential projects.

**Materials Fee: \$10. Level: Beginner.****SS-SA081 Double Weave Drafting****Marcia Weiss**

Explore the exciting range of possibilities in double weave, including: vertical tubes, horizontal tubes, double width fabric, checkerboard pockets, two single layers, double and single cloth in one fabric, and pleats. Master the five steps to draft double weaves, including the "magic step." Participants will create weaves, threading, tie-up and treadling diagrams for loom-controlled double weave.

**Materials Fee: \$5. Level: All.****90-MINUTE SEMINAR****Saturday morning**

9:00 AM–10:30 PM

**S-SA082 The Role of Churro Sheep & Its Fiber in Spanish Colonial Life & Trade****Myra Chang-Thompson**

This session will recount and detail the use and importance of Churro sheep in the New World. When the Spanish came to explore and claim parts of the southwestern United States, Churro sheep contributed to the success of the Spanish in taming this new frontier by providing the necessary protein for the diet of the Spanish as well as fleece for warmth, clothing, and an additional benefit: aiding in trade between Mexico City and Santa Fe.

**Materials Fee: \$0. Level: Beginner.**

S-SA083 Designing Handwoven Fabrics to Wear

**S-SA083 Designing Handwoven Fabrics to Wear****Karen Donde**

Tailored jackets, fitted dresses, and drapery shawls all require cloth that will perform as needed, not only during fitting and construction, but during repeated wearing and cleaning. Karen will offer advice about designing and weaving garment-worthy fabric, as well as finishing, cutting, and sewing tips. She will also share her experiences collaborating with a clothing designer and sewing expert, and show pictures and share samples from some of her handwoven garments.

**Materials Fee: \$0. Level: All.**

S-SA084 Inkle Weaving with Baltic Pickup

**S-SA084 Inkle Weaving with Baltic Pickup****Angela Schneider**

Participants can expect to expand their inkle weaving with Baltic pickup. Elegant geometric and floral designs are often just as lovely on the reverse side. In this hands-on session, students will learn to manipulate pattern threads to follow charted designs and try their hands at weaving letters and designing their own motifs.

*Inkle loom required.***Materials Fee: \$0. Level: Intermediate.****S-SA085 All About Twill****Jannie Taylor**

Starting from the beginning, we will look at the weaves that fall under the broad umbrella we call twill and decode the differences between balanced, unbalanced, broken, reversing, plaited, fancy, advancing, and networked twills. Learn the difference between a regular and fancy twill, how to design advancing and plaited twills, how to use a tie-up more effectively, about network drafting, and how to create block designs from any of these twill categories.

**Materials Fee: \$0. Level: Beginner.**



## SS-SA086 Paper Artists from Around the World

**Saaraliisa Yitalo**

This slide presentation will highlight several artists who primarily use paper in their work. Saaraliisa will introduce participants to the many paper artists she has met on her extensive travels. She will also show her own work. She has used paper as her primary medium since 1990 while studying with a papermaker in Japan.

**Materials Fee: \$0. Level: All.**

## 3-HOUR SEMINAR

**Saturday afternoon**

1:30 PM–4:30 PM

## SS-SP087 It's All About the Base: Double Two-Tie Tie-Ups

**Karen Donde**

The double two-tie threading system is a powerful design tool capable of producing over 13 different structural patterns using the tie-up. The key to the tie-up is the base, which controls the order of tie-down lifts. This seminar examines how different bases work with pattern lifts to control structure. Paper exercises will allow hands-on practice in developing tie-ups for double two-tie designs, from twills and blocks to double weave and huck textures. Weaving software optional.

*Familiarity with 8-shaft drafting & weaving required. Must be able to read a draft.*

**Materials Fee: \$0. Level: Intermediate.**



SS-SP088 Elegant Edge Finishing for Hand Woven Garments

## SS-SP088 Elegant Edge Finishing for Hand Woven Garments

**Sandy Cahill**

Finishing handwoven fabric is tricky, especially when the edge is on the bias. Hand woven fabric tends to unravel quickly

and lose stability when cut. In this seminar, students will learn several durable and attractive edge finishing techniques for finished garment edges that are stable and look professional. Students will create several take-home samplers and can use these edge finishing techniques in their own hand-woven garment constructions.

*Must be able to operate a sewing machine.*

**Materials Fee: \$25. Level: Intermediate.**



SS-SP089 Paper into Yarn

## SS-SP089 Paper into Yarn

**Kyla Crawford**

In this class, participants will learn the basics of spinning paper into usable yarn, drawing inspiration from shifu. The instructor will cover the best-suited papers for shifu, techniques to handle challenging papers, and methods to add color and marks before spinning. Troubleshooting on both the wheel and the spindle will also be explored. It is important to note that the paper yarn will be wet during the process. Participants are required to bring a spindle or bobbin that they do not mind getting wet or stained.

*Spindle, spinning wheel, or e-spinner required. Must be able to spin & ply a basic yarn.*

**Materials Fee: \$10. Level: Intermediate.**

## SS-SP090 Velvet Weaving Today

**Barbara Setsu Pickett**

Bring a magnifying lens for a close look at choice velvets from the instructor's collection. From the vivid colors and intricate geometric patterns of ikat velvet woven in Uzbekistan to the delicate asymmetrical carved patterns from Kyoto and Nagahama, see how velvet is woven at ateliers in Italy, France, Spain, England, China, Turkey, India, and more. Compare the looms and techniques used on manual Jacquard looms, face-to-face power-looms, and the reinvented Mughal velvet drawloom in India.

**Materials Fee: \$3. Level: All.**

## SS-SP091 Inkle Weaving with Alternating Pickup

**Angela Schneider**

Participants will have the opportunity to expand their inkle weaving skills with pickup designs on an alternating-color warp (weftwise stripes). In this hands-on session, students will create 1- and 2-color geometric designs following charted patterns, and subsequently venture into the art of lettering.

*Inkle loom required.*

**Materials Fee: \$0. Level: Intermediate.**

## SS-SP092 Weaving: The Comedy of Errors

**Robyn Spady**

Mistakes and errors happen in handweaving. This seminar will present over 50 solutions for common weaving mishaps and other challenges from repairing broken warp ends, to tracking treadling, to making handmade repair heddles.

**Materials Fee: \$3. Level: Beginner.**

## 90-MINUTE SEMINAR

**Saturday afternoon**

1:30 PM–3:00 PM



S-SP093 Warp & Weft Color Pooling

## S-SP093 Warp & Weft Color Pooling

**Sydney Sogol**

Unlock the creative possibilities of color pooling via hand painting and dyeing! Learn about Sydney Sogol's style of warp painting to achieve color interplay and her exploration of various techniques from pre-woven painted warp to specific ways to lay out and tie warps to achieve distinct color layouts. Add a pooling weft on top of these warps to reveal stunning color combinations.

**Materials Fee: \$0. Level: All.**

SATURDAY July 13



S-SP094 Playing with Blocks

### S-SP094 Playing with Blocks

**Jannie Taylor**

Unraveling the mysteries of Block Weaves, Profile Drafting, and Block Substitution, this class offers the opportunity to learn the art. Students will discover the process of creating a profile draft and seamlessly “translating” it into a complete weaving draft. Diving into the distinctions between Unit Weaves and non-Unit Weaves and their respective rules, the course explores various 2- and 3-block design types. Moreover, students will learn how to employ basic forms to develop intricate designs, with a demonstration on using design software for a quick and easy process.

*Must be able to read a draft.*

**Materials Fee: \$0. Level: Intermediate.**

### S-SP095 A Passion for Plain Weave

**Kathy Monaghan**

In this weaving class, participants can expand their toolbox by exploring the elements of art and principles of design. Discover the powerful impact of color, value, texture, contrast, balance, proportion, pattern, and rhythm on plain weave fabric. Learn how to utilize color and weave, energized yarns, novelty yarns, sett, non-traditional materials, warp painting, and other techniques to enhance plain weave fabrics. The course will provide extensive samples, drafts, and slides, igniting inspiration to push the boundaries of what this seemingly simple weave can achieve.

**Materials Fee: \$5. Level: Beginner.**

### S-SP096 Textile Industry & Trade Prior to the Power Loom: Lessons from the Past Toward a Sustainable Future

**Sara von Tresckow**

While some textiles have always been produced in a home setting, the vast majority have been produced within a “textile industry.” This presentation will examine textile production going back to early Egypt. The time periods covered predate transportation using external power sources. Methods of producing fiber, processing yarn, and cloth weaving will be explored—as will cloth finishing and distribution. Recent archaeological publications shed new light on origins and processes.

**Materials Fee: \$0. Level: All.**

### S-SP097 Up & Down the Twill Shaft Escalator

**Marcy Petrini**

A 4-shaft twill can be expanded to more with techniques that limit floats. A twill on more shafts can be scaled down to four with judicious use of repeats and manipulation of threadings. No shaft envy! These methods can also be applied to change the scale of motifs.

*Must be able to read a draft and have basic understanding of weaving structures.*

**Materials Fee: \$0. Level: Intermediate.**



S-SP098 Douf Lenos Basics

### S-SP098 Douf Lenos Basics

**Marcia Weiss**

Douf leno weaving can seem mystifying and magical. In this seminar, participants will learn the steps for douf leno weaving: a loom-controlled, lace-like fabric that is both beautiful and stable. In-class demonstrations will be accompanied by photographs, drawings, and technical “how-to” diagrams to illustrate the process. Participants will have the opportunity to weave on a demo loom that has been prepared for douf leno lace.

**Materials Fee: \$5. Level: Beginner.**

SUNDAY July 14

## 2-DAY WORKSHOPS

Sunday, Monday

9:00 AM–4:30 PM



2W-U099 Felt Vessels: Inspired by Nature

### 2W-U099 Felt Vessels: Inspired by Nature

**Dawn Edwards**

Participants will create stunning felt vessels inspired by the woody forest floor. The class focuses on achieving visual interest through highly textured felt surfaces. Using a flat resist, students will craft seamless, hollow 3D wet-felted vessels. Valuable tips and techniques will be shared during the workshop, providing attendees with numerous ways to incorporate surface design elements into their future projects. Prepare to be amazed by the beautiful and unique pieces that can be achieved through this exciting felting process.

**Materials Fee: \$35. Level: All.**

### 2W-U100 Engineered Design Using Digital Printing

**Susan Lazear**

This workshop will focus on planning and designing digital prints for engineered garments and repeatable motif yardage. Participants will be introduced to the concepts of garment design, engineered print design, repeatable pattern design, Photoshop/Elements basics for isolating imagery, and uploading a design to a digital print service. Students will leave able to use companies like Spoonflower and Myfabricdesigns to print projects.

*Laptop required. Must have computer experience.*

**Materials Fee: \$2. Level: Intermediate.**



## 2W-U101 The Joy of Double Weave: Pleats & Multi-Widths

**Marcia Weiss**

Experience the magic of creating complex, multi-layered cloth. Explore joyful dimension in woven textiles and learn how to weave fabric wider than a loom permits using double weave. Discover the exciting possibilities of pleats and shuttle path secrets in multi-width fabric. This class is dedicated to the seemingly magical opportunities of double weave.

*Floor or Table loom (minimum of 4-shafts, 8 preferred, 12" width) required. Must be able to warp a loom and read a draft.*

**Materials Fee: \$5. Level: Intermediate.**

## 1-DAY WORKSHOPS

### Sunday

9:00 AM–4:30 PM

## 1W-U102 Blending Board Primer

**Henry Clemes & Roy Clemes**

In 2011, Henry and Roy Clemes created what soon became the wildly popular Blending Board. Learn basic blending techniques from one of its designers. The class will demonstrate the versatility and strength of the blending board with its ability to blend fibers of various types, lengths, and colors, and quickly prepare rolags for woolen spinning. Each student will use materials, tools, and Clemes & Clemes Blending Boards provided by the instructors.

**Materials Fee: \$50. Level: Beginner.**



1W-U103 Unique Floats: How to Design Your Own Overshot


## 1W-U103 Unique Floats: How to Design Your Own Overshot

**Tegan Frisino**

The workshop caters to attendees eager to delve into drafting and structures while gaining the confidence to design their own distinct overshot drafts. Participants will receive an introduction to the essentials of overshot drafts and study the primary motifs found in historical and contemporary examples. Tegan will demonstrate her use of name drafting to craft personalized overshot drafts. Through graph paper and weaving design software, the session will explore 4- and 8-shaft variations, empowering students to unleash their creativity in this captivating weaving technique.

*Laptop required. Must have computer experience and be able to read a draft.*

**Materials Fee: \$20. Level: Intermediate.**



1W-U104 Create an Owl Painting Using Needle Felting

## 1W-U104 Create an Owl Painting Using Needle Felting

**Irene Heckel-Volpe**

Create an 8 x 10 inch owl painting using fibers and a felting needle. Students will use a prefelt base with design tracing, adding detail, and blending fibers to create the color, light, and shadows. Special emphasis will be placed on blending color and using the right amount of fiber to achieve the best results. The finished fiber painting will be suitable for matting and framing.

**Materials Fee: \$15. Level: All.**

## 1W-U105 Josephine Knot Basket

**Beverly Larson**

Begin with weaving the gorgeous Josephine Knot handle, then weave the remainder of the basket. The approximate finished size is 8-9 inches round. Multiple color choices will be available.

**Materials Fee: \$25. Level: Beginner.**

## 1W-U106 Handwoven Book Covers

**Barbara Setsu Pickett**

Make deeply personal journals by learning tricks for weaving linen book covers. Learn how to match the grain of the fabric to the grain of the paper, how to stabilize handwoven fabric with washi paper made from homemade wheat paste, and how to use buckram and iron-on interfacing to stabilize cloth. Compare archival adhesives and book formats, and study hand-sewn bindings.

**Materials Fee: \$5. Level: All.**

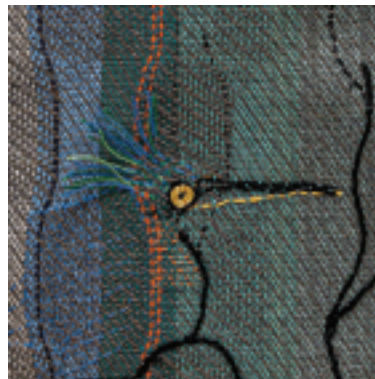
## 1W-U107 Beginning Inkle Weaving

**Angela Schneider**

Use simple, portable looms to weave narrow bands. Warped-faced woven bands have dozens of applications including straps, handles, trim, and material for constructing larger items. Make coordinating bands to go with other fiber creations! Participants will select a pattern or design their own, warp the loom, and weave a band.

*Inkle loom required.*

**Materials Fee: \$2. Level: Beginner.**



1W-U108 Foundation to Your Masterpiece

## 1W-U108 Foundation to Your Masterpiece

**Laurie Carlson Steger & Norma Smayda**

Reimagine woven fabric as a foundation for mixed media fiber art. Explore various mixed media surface design skills, such as meditative stitching, embroidery, beading, cut and sew, dimensional form, applique, direct fabric paint, and others. Participants will present examples of works from original woven material, draw thumbnail concepts, and then apply techniques. Laurie and Norma will view unfinished work using critical thinking to guide a strategy for techniques to enhance a message.

**Materials Fee: \$0. Level: All.**

SUNDAY July 14

### 1W-U109 Fiber Fusion: Combining Your Love of Fabric & Yarn in Handspun Masterpieces

**Alanna Wilcox**

In this fusion workshop, learn unique techniques to seamlessly blend fabric and fiber stashes. Discover new ways to add texture and interest to handspun creations, from adding a pop of texture to experimenting with new materials. With techniques ranging from creating 100% fabric yarns to using fabric as an embellishment, this workshop offers a novel approach to creating mixed medium style yarns.

*Traditional wheel or e-spinner (minimum 1/2 inch orifice diameter), quill spindle, or large/heavy drop spindle required. Must be able to spin & ply a basic yarn.*

**Materials Fee: \$5. Level: Intermediate.**



SS-UA111 Weaving Bands on a Shaft Loom

### SS-UA111 Weaving Bands on a Shaft Loom

**Nancy Crampton**

Using a shaft loom to weave bands speeds up weaving time and allows for longer warps and more varied patterns. In this seminar, learn to design and adapt krokbragd patterns for band weaving. Explore inkle patterns and adapt them to point twill threadings to vary the weaves. Discussion includes yarn choices, threading and beaming closely set yarns, and making color choices. Participants will use graph paper and colored pencils to design patterns.

*Must be able to warp a loom.*

**Materials Fee: \$4. Level: Intermediate.**

### SS-UA112 Confidence with Color

**Beatrice Bonanno**

Choosing the right colors for a project can be a challenge even for the most skilled fiber artists. In this combination lecture & workshop, Bea will present a unique approach to thinking about color to help participants sharpen their color sense and plan projects with confidence! The session will cover color theory, personal connections with color, and work with collage to experiment with color, creating palettes to expand creative horizons.

**Materials Fee: \$20. Level: Beginner.**

### SS-UA113 The Big Finish

**Nadine Sanders**

A project comes off the loom but just sits unfinished. Participants will learn about and practice several different finishing techniques for handwoven textiles. Hands-on demonstrations will use handwoven cloth brought by participants and the instructor.

Topics include London Shrink for delicate fabrics, Turkish Shrink for wool rugs, WashSpin RinseSpin for clothing fabrics, Pro-Steam for wall hangings, and waulking yardage.

**Materials Fee: \$0. Level: Beginner.**



SS-UA114 Dyeing Without Dye

### SS-UA114 Dyeing Without Dye

**Gene Shepherd**

Discover various ways to dye wool fabric, fleece, yarn, silk, and nylon by manipulating and recycling “as is” commercially dyed wool and silk fibers with everyday equipment and setting agents found in any kitchen. Using before and after bundles of fiber, Mr. Shepherd will demonstrate how to Make A Rainbow with the Three Primary Colors, Marbelize Wool, Create Transitional Color Pieces, Marry Fibers, Collage Dyeing, Stacked Pots, and other techniques.

**Materials Fee: \$0. Level: Beginner.**

## 3-HOUR SEMINAR

Sunday morning

9:00 AM–12:00 PM



SS-UA110 Tin & Leather Necklace

### SS-UA110 Tin & Leather Necklace

**Katherine Buenger**

Using tin thread (fine pewter 4% silver wire wrapped around a fiber core) and leather cord, students will make a 5-strand braid necklace with a silver plated clasp.

**Materials Fee: \$35. Level: Beginner.**

## 90-MINUTE SEMINAR

Sunday morning

9:00 AM–10:30 AM

### S-UA115 10 Ways to Maximize a Threading

**Karen Donde**

Creating different textiles from one versatile threading maximizes the production efficiency of a long warp and avoids the temptation to cut the threads when feeling uninspired by the current design. This lecture comprehensively explains how to change designs in the middle of a warp, without the need for rethreading. Weaving software will be employed to demonstrate the step-by-step transformation of one draft into ten different designs. Prior familiarity with drafting is recommended to make the most of this session.

*Must be able to warp a loom and read a draft.*

**Materials Fee: \$0. Level: Intermediate.**





S-UA116 The Art &amp; Craft of Teaching Weaving

## S-UA116 The Art & Craft of Teaching Weaving

**Jennie Hawkey**

Is weaving a dying art? Not if it can be revitalized through passing on skills and love of weaving to others! This session provides practical examples of setting up classes, planning lessons, and effectively teaching weaving. Participants will develop a comprehensive plan for starting teaching, selecting classes to teach, marketing their classes, and sourcing equipment and materials. By sharing their expertise, participants can ensure the art of weaving continues to thrive.

**Materials Fee: \$0. Level: All.**

## S-UA117 Weaving Resilience: Textiles in a Changing Climate

**Beth Ross Johnson**

Weavers and members of the textile industry have been at the forefront in addressing climate change issues. Learn how indigenous basket makers and weavers are addressing threats to traditional materials, how some members of the fashion and textile industries are attempting to minimize their impacts, and how contemporary artists are addressing these issues in their work. Participants will learn ways to green up their work, support green industry, and perhaps contribute to climate change solutions.

**Materials Fee: \$2. Level: Beginner.**

## S-UA118 Breed Specific & Farm Flock Wools for Weaving

**Lilly Marsh**

Learn about various types of wool and their traditional uses. This session will include information about how to access and examine locally sourced fleeces and wools, considerations to keep in mind when

choosing a spinning mill, how to navigate the mill-spinning process for weaving, the limitations of “breed specific” wool labels, and various techniques for analyzing and working with non-standard weaving yarn. This session is lecture-discussion format with no materials handling.

**Materials Fee: \$0. Level: All.**

## S-UA119 Wicked Good Weaving

**Robyn Spady**

Some weaves are just plain fun and intriguing, but not all weaves fall into a tidy category and are worthy of their own seminar. In this seminar, Robyn shares a smörgåsbord of some of her favorite weaves from 4- to 8-shafts. Many of these weaves break rules and defy many weaving myths! Participants will leave with inspiration for their next project and a spiral-bound handout of the drafts.

*Must be able to read a draft.*

**Materials Fee: \$3. Level: Intermediate.**

## 3-HOUR SEMINAR

**Sunday afternoon**

1:30 PM–4:30 PM



SS-UP120 Drawing for Tapestry

## SS-UP120 Drawing for Tapestry

**Elizabeth Buckley**

This seminar focuses on the connection between drawing and tapestry. Participants will explore the power of translating thoughts onto paper for tapestry design. They will learn to create different lines, shading, and volume while sharpening observation skills for shapes, angles, curves, shadows, texture, and contrast—all relevant to tapestry technique and design. The use of line, shape, value, and techniques in various tapestries will be analyzed. No prior drawing experience is required.

**Materials Fee: \$10. Level: All.**



SS-UP121 Adapting Card Weaving Patterns for a 4-Shaft Loom

## SS-UP121 Adapting Card Weaving Patterns for a 4-Shaft Loom

**Nancy Crampton**

Learn to translate many card-weaving patterns to 4-shaft point twill threadings using graph paper and colored pencils. This seminar includes projected images, samples, large-scale graphics and a warped loom displaying the technique. The discussion includes yarn and color choices, threading, and beaming closely set yarns.

*Must be able to warp a loom.*

**Materials Fee: \$4. Level: Intermediate.**

## SS-UP122 Drafting Original Color & Weave Motifs

**Karen Donde**

This seminar provides a hands-on experience where participants will learn how to begin with a motif and progress towards developing a color-and-weave draft. Thread-by-thread analysis will be utilized to explore the intricacies of color-and-weave effects. The instructor will guide the class through the entire process, and then students will have the opportunity to practice drafting their own motifs for both 4- and 8-shafts.

*Must be able to read a draft.*


**Materials Fee: \$0. Level: Intermediate.**

## SS-UP123 Tin Thread & Stone Donut Necklace

**Katherine Buenger**

Using tin thread, a fine wire wrapped around a fiber core (4% silver), students will learn how to make a 5-strand braid around a stone donut to create a necklace with a silver plated clasp.

**Materials Fee: \$35. Level: Beginner.**

**SUNDAY July 14**

SS-UP124 Twisted Shibori

**SS-UP124 Twisted Shibori****David Heustess**

Participants will explore a variation of Arashi shibori or pole wrapping techniques. Students will learn the fundamentals of using Procion® MX dyes and discharge techniques on silk scarves, which make excellent workshop souvenirs. The skills acquired can be applied to any natural fiber like cotton or linen. Clear step-by-step instructions and handouts will empower students to continue their exploration independently after the workshop.

**Materials Fee: \$10. Level: All.****SS-UP125 Marketing 101 for Fiber Artists****Robyn Spady**

Calling all fiber artists interested in making money with their work. With over thirty years of professional marketing and communications experience, Robyn Spady provides a comprehensive understanding of marketing fundamentals to identify new markets, attract customers, identify untapped markets, anticipate changes in the marketplace, and adjust merchandise accordingly. By tapping into the marketing professional within, attendees will acquire critical marketing skills to grow a business.

**Materials Fee: \$3. Level: Beginner.****90-MINUTE SEMINAR****Sunday afternoon**

1:30 PM–3:00 PM

**S-UP126 Structure & the Rigid Heddle Loom****Liz Gipson**

Curious about how drafts relate in the rigid heddle environment? Want to play around with threading two and three heddles? This short session will give participants an

overview of the constraints and freedoms of weaving structures such as lace, twill, summer and winter, overshot, and doubleweave on a rigid heddle loom. Leave assumptions at the door and get ready for a new way to think about structure.

**Materials Fee: \$0. Level: Beginner.****S-UP127 Shifting Ikat Off the Silk Road****Beth Ross Johnson**

Although traditions of ikat developed independently all over the world, the main developmental origin is thought to be Central and Southeastern Asia. What happens when these fabrics are traded but the technical knowledge doesn't go with them? Shifted warp patterns developed in Europe, Japan developed a new way of producing figurative work, and techniques developed in Spain and France jumped the Atlantic Ocean. Learn about how and when these textiles developed.

**Materials Fee: \$2. Level: Beginner.**

S-UP128 Introduction to Split-Shed Weaving

**S-UP128 Introduction to Split-Shed Weaving****Deborah Silver**

Discover the versatility of split-shed weaving, a technique that liberates weavers from traditional blocks. This lecture presentation showcases how to weave curves and pictorial motifs on a 4-shaft loom using continuous wefts in various structures. Students will receive comprehensive handouts and a thorough overview of the technique. The class will feature multiple samples and a demo loom, allowing participants to fully grasp and explore the endless possibilities of this innovative weaving method.

*Must be able to warp a loom and read a draft.*

**Materials Fee: \$5. Level: Intermediate.****MONDAY July 15****3-DAY WORKSHOPS****Monday, Tuesday, Wednesday**

9:00 AM–4:30 PM



3W-M129 Hachures in Contemporary Tapestry

**3W-M129 Hachures in Contemporary Tapestry****Elizabeth Buckley**

This workshop demystifies why and how hachures work. Many medieval and gothic tapestries exemplify their use in the drape and folds of fabric, depictions of animals, and botanical details. Contemporary applications seamlessly blend colors, shape and shade three-dimensional forms, or create transparency. We will examine different types of hachures and how to incorporate them in tapestry design. Each weaver will choose one application to explore in-depth. Students can expect to begin weaving a study, and get far enough to finish at home.

*Portable tapestry loom with good tension control and shedding mechanism preferred, copper pipe frame loom acceptable. Loom needs to be pre-warped with 12/9 cotton seine twine at 9 or 10 epi, 8 inches wide. Must have a working knowledge of basic tapestry techniques and be able to warp a loom.*

**Materials Fee: \$40. Level: Intermediate.****3W-M130 Beginning Tapestry****Nancy Crampton**

Learn the basic tapestry joins and color shading techniques using different colors of weft. Copper-pipe frame looms and yarns will be provided by the teacher, or participants can bring their own adjustable-tension loom on which to weave. Several warping styles will be demonstrated and used. Class discussions will include design, color choice, cartoons or plans, and how to transfer



designs onto the warp. Finishing techniques, lining, and mounting finished work will also be demonstrated.

*Students may bring an adjustable tension tapestry loom, or use the instructor's copper-frame looms.*

**Materials Fee: \$24. Level: Beginner.**

### 3W-M131 Intro to Sprang

**Carol James**

Sprang is an ancient, low-tech method for making a stretchy cloth. In this class, participants will master the basic stitch and explore some of its many variations. The threads will be manipulated using fingers to create the structure, eliminating the need for a weft. Expert assistance will be provided to practice setup and diverse finishing techniques. By the end of the workshop, each participant can expect to complete three small pieces and will leave with a frame set up for a new project.

**Materials Fee: \$50. Level: Beginner.**



3W-M132 Sashiko-ori


### 3W-M132 Sashiko-ori

**Beth Ross Johnson**

The geometric Japanese stitching patterns of hitomezashi sashiko are adaptable to weaving through supplementary warp and weft. Participants will learn about the history of this versatile structure and design a pattern to thread. With warps supplied by the instructor, participants will thread their looms and watch these patterns connect across the cloth. Further explorations in design, including added stitching, color and weave effects, and fibers will be discussed.

*Floor loom (minimum 6-shafts, 10" wide, 8 dpi), 2 boat shuttles, threading tools, scissors, graph paper, smartphone, pad or laptop to explore online design program. If convenient—a bobbin winder and raddle. Must be able to warp a loom and read a draft.*

**Materials Fee: \$45. Level: Intermediate.**



3W-M133 Echo & Jin: Playing with Color Chords

### 3W-M133 Echo & Jin: Playing with Color Chords

**Denise Kovnat**

This on-loom study of the color wheel and theories of color harmony is based on the teachings of Johannes Itten and Josef Albers. Prior to the workshop, students will choose from a series of Echo and Jin designs and choose warp colors based on Itten's color chord theory. During the workshop, participants will weave samples using different tieups, treadlings, and colors. The focus is on developing a subjective and objective sense of how to optimize the use of color in weaving.

*Dressed 4- to 16-shaft Table or Floor loom, tools, and weft yarns required. Computers and weaving software optional. Must be able to warp a loom and read a draft.*

**Materials Fee: \$25. Level: Intermediate.**

### 3W-M134 Wedge Weave

**Connie Lippert**

In contrast to most weaves which are woven in a plane horizontal to the loom, Wedge Weave is woven on the diagonal. This results in a weft-faced weaving with many distinctive characteristics and exciting design potential. Work on a pre-warped loom to explore Wedge Weave through hands-on experience as well as with detailed handouts and images.

*Pre-warped Floor, Tapestry, or Table loom required. Must be able to warp a loom.*

**Materials Fee: \$0. Level: Intermediate.**

### 3W-M135 Weaving with Wire: Creating Woven Metal Fabric

**Christine Miller**

In this class, participants will explore the art of creating woven metal fabric, utilizing a wire warp and a combination of fiber and wire for the weft. Learn the techniques to handle this lively material and experiment with various materials to develop a fabric that can be beautifully sculpted. Woven metal finds its applications in basketry, sculpture, jewelry, accessories, and beyond. Each participant will have the opportunity to set up a loom with a 3-yard warp, weave it off, and then spend time manipulating the material to craft small, exquisite jewelry pieces.

*4-8 shaft Floor or Table loom (10, 12, or 15 dent reed), and warping board required. Must be able to warp a loom.*

**Materials Fee: \$0. Level: Intermediate.**



3W-M136 Beyond the Ordinary: Creative Explorations in Rags

### 3W-M136 Beyond the Ordinary: Creative Explorations in Rags


**Dena Moses**

In this workshop, students will use recycled fabric to explore the use of tapestry techniques, surface embellishments, non-rectangular forms, and cutting and sculpting warp threads. Focusing on color, texture, movement, and form, this workshop is for weavers of all levels who are looking to have some fun by pushing the boundaries of ordinary weaving. Come with a warped loom, a pair of scissors, and a sense of adventure.

*Pre-warped loom required (8/4, or doubled 8/2 cotton, 112 – 144 ends).*

**Materials Fee: \$12. Level: All.**

## MONDAY July 15



3W-M137 8-Shaft Warp Rep Runner with 2-Block Border Motifs

### 3W-M137 8-Shaft Warp Rep Runner with 2-Block Border Motifs

Rosalie Neilson

Participants will develop their design skills in warp-faced Rep weave during this class. Using the same threading, students will pre-dress their looms. The runner will showcase a series of 4-block motifs with a border displaying 2-block motifs in contrasting colors. Attendees will delve into independent and linked blocks, the development of 4-block designs, and the transformation of profile drafts into threading and treadling plans for symmetric motifs. Additionally, students will learn how to develop a skeleton tie-up, allowing them to create stunning and intricate Rep weave designs with confidence.

*8-shaft Floor or Table loom, 15-16" wide, 6, 10, or 12 dent reed. Must be able to warp a loom and read a draft.*

**Materials Fee: \$20. Level: Advanced.**

### 3W-M138 Weave Ikat Velvet Using Uzbek Techniques

Barbara Setsu Pickett

Learn how the Uzbeks design, dye, and weave silk velvet with intricate, geometric patterns and vivid colors. Learn the resist process to achieve a full spectrum from 3 dye baths. Try binding a sample pile warp for a 2-color pattern. Participants should arrive with their 4-shaft loom dressed. In class, they will tie on pre-dyed patterned pile warps to create original designs that emerge as they weave velvet using brass slats and a scalpel.

*4-shaft Table or Floor loom with beater that can firmly hold a 5-inch reed, 15 dents per inch required. Must be able to weave on a multi-shaft loom, warp a loom, and read a draft.*

**Materials Fee: \$45. Level: Intermediate.**

### 3W-M139 Tell Your Story in Boundweave

Jennie Hawkey

Boundweave is a weft-faced weave that allows the weaver to draw and weave lovely representations of figures in striking colors. Participants will weave Boundweave figures provided by the teacher, learn how they are drawn, then design and weave a Boundweave project. There will be many examples of Figurative Boundweave to use as models.

*Table or Floor loom (minimum 4 shafts), 10" weaving width, 6/8/10/12 dpi reed required. Must be able to warp a loom.*

**Materials Fee: \$30. Level: Intermediate.**

### 3W-M140 Needle Felting A Character Doll Using Wire Armature

Irene Heckel-Volpe

The workshop covers needle felting techniques for developing noses, cheeks, ears, eyes, and other facial features, all with the goal of creating unique characters. As there are no patterns, each doll made will be one-of-a-kind. Participants will also learn how to construct a basic wire armature and create a body to complete their dolls. If time allows, costuming or clothing can be addressed and started in class if desired.

**Materials Fee: \$25. Level: All.**

### 3W-M141 Secrets of Shibori: Stitches & Knots & Indigo

David Heustess

Participants will explore shibori and indigo dye by creating a sampler of stitches and knots on cotton fabric that will then be dyed in an indigo vat, prepared together in class. Design ideas will be explored and more experienced students can work on creating a small wall hanging or fabric for future projects. This centuries-old pairing remains popular for use in garments, quilts, wall hangings and more. Washing instructions will be provided.

**Materials Fee: \$10. Level: All.**

### 3W-M142 Split-Shed Weaving: Multiple Structures on 4 Shafts

Deborah Silver

Join this class to unlock the art of weaving curves and blending colors without the need for special equipment. Using just 4 shafts and a straight threading, students will explore a myriad of complex structures, including blends of twills, tied weaves, taqueté, and double weave. Learn to create various samples using continuous, complementary,

and supplementary wefts, enabling shading for pictorial weaving. Additionally, students will master the skill of crafting cartoons that advance with the warp, ensuring wrinkle-free results during the weaving process.

*4-shaft Table or Floor loom required. Must be able to read a draft and warp a loom.*

**Materials Fee: \$15. Level: Intermediate.**



3W-M143 Tartan Weaving

### 3W-M143 Tartan Weaving

Melissa Weaver Dunning

The timeless beauty of traditional Scottish tartans is so appealing, and weaving tartan patterns is great fun. In this round robin class, students will weave samples of up to a dozen different tartans with fine wool. There will be discussion of tartan history, instruction in translating tartan sets into warp plans, and finishing techniques. Specific tartans may be requested or assigned by the instructor.

*Table loom required. Must be able to warp a loom.*

**Materials Fee: \$0. Level: Intermediate.**

### 3W-M144 A Parallel Threading is the Weaver's Playground

Robyn Spady

Explore how to transform a parallel threading into a myriad of patterns. From echo weaves and corkscrew twills to turned taqueté and network-drafted twills, participants will find themselves with a playground of possibilities in which they can experiment with weft variations in color and texture on their looms, pre-warped from a selection of threadings. This is NOT a round-robin style workshop.

*Table or Floor loom (minimum 4-shafts), 2 shuttles, weft yarn, scissors & tools required. Must be able to warp a loom and read a draft.*

**Materials Fee: \$20. Level: Intermediate.**



### 3W-M145 Summer & Winter on 4 & 8 Shafts

**Jill Staubitz**

In this class, participants will explore Summer and Winter as a two-tied unit weave. Threading units, tie-ups, and treadling sequences on 4 through 8 shafts will be examined, delving into profile drafting with summer and winter, and even advancing into summer and winter polychrome. Students will weave and design their own creations using provided materials. Drafts will be sent prior to the class, ensuring everyone is prepared to weave during the workshop.

*Floor or Table loom, 12 dent reed, weft and repair yarn, bobbins, 4 shuttles, measuring tape, scissors, pen, graph and note paper required. Laptop with weaving software is optional. Must be able to read a draft and warp a loom.*

**Materials Fee: \$20. Level: Intermediate.**

## 2-DAY WORKSHOPS

### Monday, Tuesday

9:00 AM–4:30 PM



2W-M146 Summer & Winter: Block Designs on the Rigid Heddle Loom

### 2W-M146 Summer & Winter: Block Designs on the Rigid Heddle Loom

**Liz Gipson**

Summer and Winter is a powerful design tool in the hands of any weaver, but particularly in the hands of a rigid heddle weaver. What would take a shaft loom weaver a dozen of harnesses and treadles, a rigid heddle weaver can accomplish with two heddles and a pick-up stick. Learn how to design, warp, and weave this mesmerizing block weave.

*Rigid heddle loom (minimum 10-inch weaving width & double heddle block, two 10-dent heddles), 2-3 shuttles, 10+ "pick-up stick, clamps, and warping pegs required. Must be able to warp a loom.*

**Materials Fee: \$15. Level: Intermediate.**

### 2W-M147 The Colors of Indigo

**Eileen Hallman**

Learn how to obtain a full range of color from the primaries in Japanese indigo. The class will work on cotton and silk and create a notebook with samples. Students will use dried and fresh leaves if available locally, and explore the color options with dried *Indigofera tinctoria* leaves.

**Materials Fee: \$20. Level: Beginner.**

### 2W-M148 Weaving with Spaced Warps & Unconventional Yarns

**Rachel Snack**

Welcome to the world of experimental yarn and fiber! Learn about unconventional materials and weave using handspun banana yarn, kudzu fiber, handspun Japanese ramie, paper raffia, jute, and sasawashi cord. Students will learn how to sley the reed for spaced warps to create dimensionality and texture in their woven textiles. This workshop is designed to push students outside the box—figuratively and literally—and engage in play at the loom.

*4-shaft Floor loom, minimum 12" weaving width, 12-15 dpi required. Must be able to warp a loom.*

**Materials Fee: \$75. Level: Intermediate.**



2W-M149 Spin with Confidence: Controlling Yarn Diameter & Density

### 2W-M149 Spin with Confidence: Controlling Yarn Diameter & Density

**Alanna Wilcox**

Learn how to control vital yarn qualities such as density, wraps per inch, and twist. Alanna will guide participants through the fundamentals of spinning, offering easy-to-follow exercises and hands-on practice to achieve the perfect balance of these qualities. This workshop is designed for spinners seeking to elevate their

foundational skills to the next level. With personalized feedback and troubleshooting tips, attendees will leave feeling empowered and ready to create beautiful, high-quality yarns.

*Traditional wheel, e-spinners, or drop spindle required. Must be able to spin & ply a basic yarn.*

**Materials Fee: \$5. Level: Intermediate.**

## TUESDAY July 16

### 2-DAY WORKSHOP

Tuesday, Wednesday

9:00 AM–4:30 PM



2W-T150 Fabulous Felt & Nuno-Felt Hats

### 2W-T150 Fabulous Felt & Nuno-Felt Hats

**Dawn Edwards**

The class combines experimentation and inspiration to craft exquisite felt and nuno-felt hats using the wet-felting process. Emphasis will be on exploring techniques, patterns, and design concepts in millinery creation. Participants will discover the artistic possibilities while adding functionality to their hats. With various hat styles to choose from—fun, whimsical, flashy, or classic—the students will be delighted with the array of options available for their unique creations.

**Materials Fee: \$20. Level: All.**

	Thursday	Friday
Day 9 AM-4:30 PM	10 AM-5 PM Marketplace	10 AM-5 PM Marketplace
	10 AM-5 PM Art Exhibits	10 AM-5 PM Art Exhibits
	10 AM-5 PM Silent Auction	10 AM-5 PM Silent Auction
	2W-R001 Plaited Twills: The Double Two-Tie Connection	
	2W-R002 1 Warp, 2 Colors, 4 Napkins, 16 Patterns: The Magic of Color & Weave on a Rigid Heddle Loom	
	2W-R004 Deflected Double Weave: Connections, Layers, & Pockets	
	2W-R006 Demystifying Doup Leno	
	2W-R003 Botanical Printing	
	2W-R005 Tapestry Weaving with Beads & Wire	
	1W-R008 Designing & Weaving Pick-Up on an Inkle Loom	1W-F032 Weaving Letters on an Inkle Loom
	1W-R015 Clasped Warp on a Rigid Heddle Loom	
	1W-R017 Sakiori History & Western Sakiori Techniques	
	1W-R018 Block Party	1W-F038 Pattern: History, Application, Possibilities
	1W-R007 The Printed Petal: Hammer Printing with Fresh Flowers	1W-F037 Inside Out Kumihimo
	1W-R010 Natural Color: An Introduction to Natural Dyeing	1W-F031 Hand-Painting Weaving Warps with Procion® MX Dyes
	1W-R016 Sashiko Stitching on Sun Prints	1W-F036 Advanced Natural Dyeing: Using Stock Solutions to Create a Complete Palette
	1W-R009 Next Steps in Wet Felting	1W-F035 Needle Felting: Finishing & Embellishing Textiles
	1W-R011 Exploring the Drum Carder	1W-F034 Adventures in Drum Carding
	1W-R012 Designer Yarns I	1W-F040 Kami-ito: Spinning Paper
1W-R013 Twill Paper Trays	1W-F039 Diagonal Twill Basics	
1W-R014 Making Art with Recycled Materials	1W-F033 Edge Finishing & Seaming for Hand Woven Garments	
Morning 9 AM-12 PM	S-RA024 Not All Blocks Are Created Equal (90 min)	9:00 AM-9:45 AM Juror's Talk: <i>Explorers of Wind, Wagons, and Wheat</i> Mixed Media Exhibit
		SS-FA043 Beyond Plain Weave: Hand-Manipulated Lace
		SS-FA044 Introduction to Pin Loom Weaving: Learn to Use a Pin Loom & Make a Flat Rat
		SS-FA045 Four Shafts Aren't Complex? Au Contraire!
	SS-RA019 Developing Color Ideas from Visual Images	S-FA046 Ikat Warp Shifting Techniques
	SS-RA020 Kumihimo Braiding with Beads	S-FA048 Understanding Your Fit Preferences (90 min)
	S-RA021 Color as a Communicator in Textiles (90 min)	S-FA050 Tips, Tricks, & How To's of Rust Dyeing (90 min)
	S-RA022 Building a Garden, Creating Community (90 min)	SS-FA042 What to Do with a Spotted Fleece?
S-RA023 Marking Time with Fabric & Thread (90 min)	SS-FA041 Japanese Bookbinding	
Lunch 12 PM-2 PM	12:00 PM-2:00 PM Meal Plan: Lunch	12:00 PM-2:00 PM Meal Plan: Lunch
	12:15 PM-1:00 PM Panel Session: Curating Excellent Exhibitions, sponsored by Karen Leckart	12:15 PM-1:00 PM Panel Session: Shave 'Em to Save 'Em —How to Start Your Own
Afternoon 1:30 PM-4:30 PM	SS-RP026 Can We Be Inspired by the Inspiration of Others?	2:00 PM-4:00 PM Breed Study, sponsored by Clemes & Clemes & The Natural Twist
		SS-FP052 Color Me Confident
	S-RP028 Simple Cloth Analysis: Creating a Weaving Plan from a Favorite Garment (90 min)	SS-FP053 Playing with Blocks: Summer & Winter Made Easy
		SS-FP056 Teaching Young Weavers Toolkit
		SS-FP057 Beyond Plain Weave: Pick-Up Stick Patterns on the Rigid Heddle Loom
	SS-RP025 Intro to Kumihimo Braiding	SS-FP058 Introduction to Tied Weaves
	S-RP030 Ikat: The Power of Pattern (90 min)	S-FP059 Ice Water Indigo (90 min)
	SS-RP027 Hands On Finishing Your Work	SS-FP055 Shaker Cheese Basket
S-RP029 Sustainable & Creative Garments with a Pieced Approach (90 min)	S-FP060 The Textile Arts of Japan (90 min)	
	SS-FP051 GIMP: The Open-Source Photoshop Alternative, an Overview	
	SS-FP054 Spinning 201: Spin Better	
Evening	4:30 PM-5:30 PM Tablet Weavers' International Studies & Techniques' (TWIST) Open Meeting	4:45 PM-5:30 PM Complex Weavers' Open Meeting
	5:15 PM-6:00 PM Juror's Talk: <i>Whirlwind of Fibers</i> Basketry Exhibit	5:15 PM-6:45 PM Juror's Talk: <i>Sunflowers to Sunsets</i> Wearable Art Exhibit
	5:30 PM-6:30 PM Meal Plan: Dinner	
	6:15 PM-7:00 PM Juror's Talk: <i>Explorers of Wind, Wagons, and Wheat</i> Mixed Media Exhibit	
	7:00 PM-7:40 PM Fiber Trust Supporters Cocktail Reception & Early Access Seating (Invite Only)	6:00 PM-7:00 PM Meet & Greet Networking Session
8:00 PM-9:00 PM <i>Sunflowers to Sunsets</i> Fashion Show, sponsored by Marcy Petrini & Terry Dwyer	7:00 PM-9:00 PM Marketplace Twilight Madness, sponsored by Heddlcraft®	

### Session Key

Basket Making	Braiding	Cultural/Historical Lecture	Design Process	Dyeing	Felting	Spinning	Tapestry	Weaving	Other	Other Activities
---------------	----------	-----------------------------	----------------	--------	---------	----------	----------	---------	-------	------------------



	Saturday	Sunday
Day 9 AM-4:30 PM	10 AM-5 PM Marketplace	10 AM-5 PM Marketplace
	10 AM-5 PM Art Exhibits	10 AM-5 PM Art Exhibits
	10 AM-5 PM Silent Auction	10 AM-2 PM Silent Auction
	2W-S061 Introduction to Khmer Hol (Ikat)	
	2W-S064 Transparency Weaving	
	2W-S062 Ecoprint on Leather	
	2W-S063 Marble Your Tannins	
	1W-S065 Rigid Heddle Weaving: Theo Moorman Technique	2W-U099 Felt Vessels: Inspired by Nature
		2W-U100 Engineered Design Using Digital Printing
	1W-S070 Doubleweave Basics	2W-U101 The Joy of Double Weave: Pleats & Multi-Widths
		1W-U106 Handwoven Book Covers
	1W-S068 Design Your Own Sami-Inspired Cuff Bracelet	1W-U107 Beginning Inkle Weaving
	1W-S074 Test Drive Digital Pattern Making	1W-U103 Unique Floats: How to Design Your Own Overshot
	1W-S066 Translucent Tapestries Using Supplemental Wefts	1W-U104 Create an Owl Painting Using Needle Felting
1W-S072 Introduction to Wet Felting: Slippers	1W-U102 Blending Board Primer	
1W-S067 Color Theory: Carding the Color Wheel	1W-U109 Fiber Fusion: Combining Your Love of Fabric & Yarn in Handspun Masterpieces	
1W-S069 Cotton Spinning Made Easy with Julie Drogsvold	1W-U105 Josephine Knot Basket	
1W-S071 Irish Knitting Basket	1W-U108 Foundation to Your Masterpiece	
1W-S073 Introduction to Rug Hooking	10:00 AM-4:00 PM American Tapestry Alliance's (ATA) Speakers Session	
Morning 9 AM-12 PM	9:00 AM-9:45 AM Juror's Talk: <i>Whirlwind of Fibers</i> Basketry Exhibit	9:00 AM-9:45 AM Juror's Talk: <i>Limitless Prairies, Limitless Sky</i> Yardage Exhibit
	SS-SA079 Loomed Beadwork: Basics & Beyond	SS-UA111 Weaving Bands on a Shaft Loom
	SS-SA080 The Inside & Outside of Couture Tweed Fabrics	SS-UA113 The Big Finish
	SS-SA081 Double Weave Drafting	S-UA115 10 Ways to Maximize a Threading (90 min)
	S-SA083 Designing Handwoven Fabrics to Wear (90 min)	S-UA118 Breed Specific & Farm Flock Wools for Weaving (90 min)
	S-SA084 Inkle Weaving with Baltic Pickup (90 min)	
	S-SA085 All About Twill (90 min)	S-UA119 Wicked Good Weaving (90 min)
	SS-SA077 Natural Dyes Overview	SS-UA114 Dyeing Without Dye
	SS-SA078 Love Your Blending Board: Going (Way!) Beyond the Rolag	SS-UA110 Tin & Leather Necklace
	SS-SA075 Phone to Photo: Adobe® Photography Suite to Create Portfolio-Worthy Photos	SS-UA112 Confidence with Color
	SS-SA076 Sewing Seams for Hand Woven Garments	S-UA116 The Art & Craft of Teaching Weaving (90 min)
	S-SA082 The Role of Churro Sheep & Its Fiber in Spanish Colonial Life & Trade (90 min)	S-UA117 Weaving Resilience: Textiles in a Changing Climate (90 min)
	S-SA086 Paper Artists from Around the World (90 min)	
	12:00 PM-2:00 PM Meal Plan: Lunch	12:00 PM-2:00 PM Meal Plan: Lunch
12:15 PM-1:00 PM Panel Session: Weaving the Future—Sustainable & Ethical Fiber Art, sponsored by John C. Campbell Folk School	12:15 PM-1:00 PM Panel Session: D.I.Y. Fiber Tour: How to Add Fiber to Your Travels	
12:15 PM-1:15 PM <i>Strut Your Stuff</i> Informal Fashion Show, sponsored by Ashford Wheels & Looms	12:15 PM-1:15 PM Fiber Trust <i>Friend</i> Luncheon with Keynote Speaker (Invite Only)	
Afternoon 1:30 PM-4:30 PM	SS-SP087 It's All About the Base: Double Two-Tie Tie-Ups	SS-UP121 Adapting Card Weaving Patterns for a 4-Shaft Loom
	SS-SP090 Velvet Weaving Today	
	SS-SP091 Inkle Weaving with Alternating Pickup	SS-UP122 Drafting Original Color & Weave Motifs
	SS-SP092 Weaving: The Comedy of Errors	
	S-SP095 A Passion for Plain Weave (90 min)	S-UP126 Structure & the Rigid Heddle Loom (90 min)
	S-SP097 Up & Down the Twill Shaft Escalator (90 min)	S-UP128 Introduction to Split-Shed Weaving (90 min)
	S-SP098 Doup Leno Basics (90 min)	SS-UP120 Drawing for Tapestry
	S-SP093 Warp & Weft Color Pooling (90 min)	SS-UP124 Twisted Shibori
	S-SP094 Playing with Blocks (90 min)	SS-UP123 Tin Thread & Stone Donut Necklace
	S-SP096 Textile Industry & Trade Prior to the Power Loom: Lessons from the Past Toward a Sustainable Future (90 min)	S-UP127 Shifting Ikat Off the Silk Road (90 min)
	SS-SP088 Elegant Edge Finishing for Hand Woven Garments	SS-UP125 Marketing 101 for Fiber Artists
	SS-SP089 Paper into Yarn	2:00 PM-4:00 PM <i>Small Expressions</i> Public Reception
	4:00 PM-5:00 PM Rag Rug Show & Tell	5:00 PM-6:00 PM Handwoven Kitchen Towel Exchange, sponsored by Jane Stafford Textiles
	5:00 PM-6:00 PM Open Portfolio, sponsored by Fiberworks PCW	5:30 PM-6:30 PM Meal Plan: Dinner
5:15 PM-6:00 PM Juror's Talk: <i>Limitless Prairies, Limitless Sky</i> Yardage Exhibit	6:30 PM-7:00 PM Cocktail Reception (cash bar)	
6:15 PM-7:45 PM Juror's Talk: <i>Sunflowers to Sunsets</i> Wearable Art Exhibit	7:00 PM-8:30 PM Exhibit Awards & Keynote, sponsored by Hillcreek Fiber Studio (2026 Announcement)	
7:30 PM-8:30 PM Fiber Trust <i>Supporters</i> Reception: <i>Celebrating Philanthropy</i> (Invite Only)		

	Monday	Tuesday	Wednesday	
Day 9 AM-4:30 PM	8:45-4:45 PM Tour: Fiber Farmstead to Wool Market		7:45-4:45 PM Tour: Prairie Heritage and Artisans Tour	
	3W-M131 Intro to Sprang			
	3W-M132 Sashiko-ori			
	3W-M133 Echo & Jin: Playing with Color Chords			
	3W-M135 Weaving with Wire: Creating Woven Metal Fabric			
	3W-M136 Beyond the Ordinary: Creative Explorations in Rags			
	3W-M137 8-Shaft Warp Rep Runner with 2-Block Border Motifs			
	3W-M138 Weave Ikat Velvet Using Uzbek Techniques			
	3W-M139 Tell Your Story in Boundweave			
	3W-M142 Split-Shed Weaving: Multiple Structures on 4 Shafts			
	3W-M143 Tartan Weaving			
	3W-M144 A Parallel Threading is the Weaver's Playground			
	3W-M145 Summer & Winter on 4 & 8 Shafts			
	3W-M140 Needle Felting a Character Doll Using Wire Armature			
	3W-M141 Secrets of Shibori: Stitches & Knots & Indigo			
	3W-M129 Hachures in Contemporary Tapestry			
	3W-M130 Beginning Tapestry			
	3W-M134 Wedge Weave			
	2W-M146 Summer & Winter: Block Designs on the Rigid Heddle Loom			
	2W-M148 Weaving with Spaced Warps & Unconventional Yarns			
	2W-M147 The Colors of Indigo			
	2W-M149 Spin with Confidence: Controlling Yarn Diameter & Density			
	(Cont. from Sunday) 2W-U099 Felt Vessels: Inspired by Nature		2W-T150 Fabulous Felt & Nuno-Felt Hats	
	(Cont. from Sunday) 2W-U100 Engineered Design using Digital Printing			
	(Cont. from Sunday) 2W-U101 The Joy of Double Weave: Pleats & Multi-Widths			
	12:00 PM-2:00 PM Meal Plan: Lunch		12:00 PM-2:00 PM Meal Plan: Lunch	
	12:00 PM-2:00 PM Meal Plan: Lunch		12:00 PM-2:00 PM Meal Plan: Lunch	

### Session Key

Basket Making	Braiding	Cultural/Historical Lecture	Design Process	Dyeing	Felting	Spinning	Tapestry	Weaving	Other	Other Activities
---------------	----------	-----------------------------	----------------	--------	---------	----------	----------	---------	-------	------------------



Looking for Something Special?  
Make plans to visit the  
Convergence® Marketplace!

Can't find your  
Favorite Vendor on page 11?

Please let them know!  
Or, contact Kathi Grupp  
Advertising@WeaveSpinDye.org



# Build Your Convergence® Schedule

Use this worksheet to plan your conference schedule.

It's easy to fill it up with Sessions—and we hope you will!—but be sure to make time for shopping the Marketplace; perusing the Exhibits; taking a Tour; attending Special Events such as Jurors' Talks, Panel Sessions, the Keynote, and, of course, the Fashion Show!

Don't forget to plan time to eat and recharge.

		9:00 AM	12:00 PM	1:30 PM	Evening
Sample	1st	Juror's Talk	MP: Sandwich	SS-FP015	Fiber Trust
	2nd	Marketplace	Panel	S-FP020	Reception
	3rd	Exhibits		SS-FP017	Fashion Show (CVP)
Thursday	1st				
	2nd				
	3rd				
Friday	1st				
	2nd				
	3rd				
Saturday	1st				
	2nd				
	3rd				
Sunday	1st				
	2nd				
	3rd				
Monday	1st				
	2nd				
	3rd				
Tuesday	1st				
	2nd				
	3rd				
Wednesday	1st				
	2nd				
	3rd				

**Notes:** \_\_\_\_\_  
 \_\_\_\_\_  
 \_\_\_\_\_  
 \_\_\_\_\_

- Checklist:**
- Renew my HGA Membership
  - Purchase CVP
  - Register for Sessions, Tours, etc.
  - Reserve Hotel Room
  - Purchase Meal Plan
  - Join the Facebook Group
  - Donate to the Fiber Trust
  - Enter a Competition
  - Enter an Exhibit
  - Sign up to Volunteer
  - Book Travel
  - Review Supply List

# Fiber Trust

Instituted in 1993, the Fiber Trust is HGA's annual fundraising campaign to support our mission to educate, support and inspire the fiber art community. We are charged with the responsibility of preserving our members' knowledge and passing it on to future generations.

## Only 7% of HGA's income is contributed revenue.

93% of HGA's revenue is earned from ads in *Shuttle Spindle & Dyepot* magazine, Convergence® registrations, and memberships; but this only covers a portion of our budget. To continue offering the many programs and educational opportunities our members enjoy, we rely on the generosity of our donors.

Your gift enables HGA to continue to fund the Careers in Textiles Symposium; supports educational programs such as the Certificate of Excellence (COE); provides funding for Convergence® Interns, artist grants, and student scholarships; and provides exhibition opportunities for fiber artists such as HGA's annual touring exhibit, *Small Expressions*.

Each Fiber Trust campaign begins on January 1st and ends on December 31st. Donors are recognized within the campaign year they give and their level is based on the total amount given that year.

## How to Give

- Online at [WeaveSpinDye.org](http://WeaveSpinDye.org)
- Call (678) 730-0010
- Mail to Handweavers Guild of America, Inc.  
1201 Peachtree St. NE, Suite 200  
Atlanta, GA 30361

HGA is a 501(c)(3) nonprofit organization; contributions of cash or property to HGA may have valuable tax benefits. Please consult your personal tax advisor. Your gift can go twice as far by enrolling in your company's matching gift program. Many companies will match their employees' contributions to nonprofit organizations; ask for a Matching Gift form. Your generosity is appreciated. Thank you.

## Annual Fiber Trust Campaign Donor Levels:

Your donor level starts over each year on January 1st.  
Each level receives benefits from preceding levels.

<b>\$1–99</b>	<b>Donor</b> You will receive an email or letter recognizing your tax-deductible donation.
<b>\$100–299</b>	<b>Supporter</b> Your name will be listed on the Fiber Trust contributor page in <i>Shuttle Spindle &amp; Dyepot</i> magazine for the duration of the campaign. In odd years, Supporters who give after January 1st will receive priority registration for Convergence® (a minimum of 1 week earlier than general registration). In even years, Supporters who give after January 1st will receive early access to seating at the Convergence® Wearable Art Fashion Show and an invitation to the Convergence® Fiber Trust <i>Supporters</i> Reception: <i>Celebrating Philanthropy</i> .
<b>\$300–499</b>	<b>Advocate</b> In odd years, Advocates who give after January 1st will receive advanced priority registration for Convergence® (a minimum of 2 weeks earlier than general registration). In even years, Advocates who give after January 1st will receive an invitation to the Fiber Trust <i>Advocates</i> Reception: <i>Celebrating Small Expressions</i> featuring a talk from the juror.
<b>\$500–999</b>	<b>Friend</b> In odd years, Friends who give after January 1st will receive an invitation to a Fiber Trust <i>Friend</i> Luncheon (or Dinner) with our <i>Small Expressions</i> Juror to coincide with the launch of the exhibit's tour (location varies and will always be the first opening). In even years, Friends who give after January 1st will receive an invitation to the Fiber Trust <i>Friend</i> Luncheon with our Convergence® Keynote Presenter.
<b>\$1,000–4,999</b>	<b>Patron</b> Through the end of the calendar year for which you give (December 31st), Patrons are invited to request up to five additional copies of each issue of <i>Shuttle Spindle &amp; Dyepot</i> magazine that are printed that year.
<b>\$5,000–9,999</b>	<b>Benefactor</b> You will be recognized for your gift on HGA's website for the remainder of the calendar year.
<b>\$10,000–24,999</b>	<b>Partner</b> HGA's President and Executive Director will visit the Partner for a one-on-one-luncheon (limited to locations within North America).
<b>\$25,000+</b>	<b>Fiber Guardian</b> HGA's Executive Director will contact you to discuss how we may best recognize your gift.



# Accommodations and Getting to Convergence®

## Hotels

### Conference Hotel

#### Hyatt Regency Wichita

400 W. Waterman St.  
Wichita, KS 67202  
(402) 537-4802 group code HAND  
Single/Double Occupancy: \$139/night  
Triple Occupancy: \$149/night  
Quadruple Occupancy: \$159/night  
**HGA Rate Deadline: June 18, 2024**

#### Stay at the Conference Hotel and be a part of it all...

You will have a better Convergence® experience if you stay at the conference hotel. The proximity to Convergence® activities and the ability to network with other attendees makes this an easy choice. In addition, by staying at the conference hotel you help keep future Convergence® rates low.

The hotel rates negotiated by HGA include many benefits for you and our organization. Based on the number of rooms we reserve and occupy the hotel and convention center provide complimentary meeting room space, exhibit space, and staff accommodations—savings that are passed on to attendees through HGA's registration rates. If the Convergence® conference is unable to meet its commitment because attendees are making reservations at other hotels, HGA is charged a fee to make up for lost revenue. If this becomes a trend, HGA would be forced to increase the registration fee and cut services.

Hotel reservations should be made online or by calling the hotel directly and mentioning you are attending the Handweavers Guild of America's Convergence® Conference. Rates do not include taxes. Parking rates vary by hotel and are subject to change. Amenities vary by type of room. For more information and to make a reservation, visit our website [WeaveSpinDye.org/Hotel-and-Transportation](http://WeaveSpinDye.org/Hotel-and-Transportation).

Hotel blocks are expected to sell quickly. We encourage you to reserve early.

### Conference Overflow Hotels

#### Fairfield Inn & Suites by Marriott Wichita Downtown

Located 0.2 miles (approximately a 5-minute walk) to the entrance of the Hyatt and Century II  
525 S. Main St.  
Wichita, KS 67202  
(316) 201-1400 x 0  
Single/Double Occupancy: \$129/night  
**HGA Rate Deadline: June 18, 2024**

#### Drury Plaza Hotel Broadview —Wichita Hotel

Located 0.4 miles (approximately a 7-minute walk) to the entrance of the Hyatt, and 0.2 miles (approximately a 5-minute walk) to the back entrance of the Century II  
400 W. Douglas Ave.  
Wichita, KS 67202  
(800) 325-0720 refer to Group # 2402102  
Single/Double Occupancy: \$129/night  
**HGA Rate Deadline: June 7, 2024**

## Ground Transportation from Wichita Airport

Dwight D. Eisenhower National Airport (ICT) is serviced by all major carriers. To access the complimentary hotel shuttles, look for the Courtesy Phone Board in the baggage claim area to call your hotel.

## Alternative Airports to Consider if Renting a Car

It is an easy drive to Wichita. If you are planning to rent a car, you may want to compare airfares and baggage fees for the airlines that serve these airports.

#### Oklahoma City, Oklahoma

Will Rogers World Airport (WRWA) is 172 miles from Wichita and a 2.5-hour drive.

#### Kansas City, Missouri

Kansas City International Airport (OKC) is 206 miles from Wichita and a 3-hour drive.

## Visitor Information

[VisitWichita.com](http://VisitWichita.com)



## Health & Safety

The health and safety of our members and Convergence® attendees remains our first priority. HGA will have preventative measures in place to reduce the spread of COVID-19 and may issue protocols requiring attendees to wear masks, social distance, etc. Conditions and capacities may be updated prior to Convergence® based on guidance from City and State authorities.

We encourage all Convergence® attendees to be vaccinated. HGA cannot guarantee that its participants, volunteers, partners, or others in attendance will not become infected with COVID-19. All attendees will be required to agree to HGA's COVID-19 Safety Acknowledgement—Liability Waiver, and Release of Claims, available on the HGA website and by calling (678) 730-0010.

#### Notice of Filming and Photography

When you enter a Handweavers Guild of America, Inc. (HGA) event or program, you enter an area where photography, audio, and video recording may occur. By entering the event premises, you consent to interview(s), photography, audio recording, video recording and its/their release, publication, exhibition, or reproduction to be used for news, web casts, promotional purposes, telecasts, advertising, inclusion on websites, social media, or any other purpose by HGA and its affiliates and representatives. Images, photos and/or videos may be used to promote similar HGA events in the future, highlight the event and exhibit the capabilities of HGA. You release HGA, its officers and employees, and each and all persons involved from any liability connected with the taking, recording, digitizing, or publication and use of interviews, photographs, computer images, video and/or sound recordings. By entering the event premises, you waive all rights you may have to any claims for payment or royalties in connection with any use, exhibition, streaming, web casting, televising, or other publication of these materials, regardless of the purpose or sponsoring of such use, exhibiting, broadcasting, web casting, or other publication irrespective of whether a fee for admission or sponsorship is charged. You also waive any right to inspect or approve any photo, video, or audio recording taken by HGA or the person or entity designated to do so by HGA. You have been fully informed of your consent, waiver of liability, and release before entering and attending Convergence®.

#### Registrations & Sales

All registrations and sales are non-refundable and non-transferable with exception of conditions listed for Sessions on page 17. Fiber Trust donor priority registration is a Fiber Trust donor benefit and is never guaranteed; sessions, tours and events will be on-sale as long as inventory is available. Presenters and Leaders are subject to change without notice.

#### Meetings, Gatherings, and Vendors

HGA does not provide, endorse, nor guarantee any third party product, service, information or recommendation listed in this book. The third parties listed are not affiliated with HGA and are solely responsible for their products and services. All trademarks are the property of their respective owners.



# MEMBERSHIP

*Makes A Difference*



**ENCOURAGE EXCELLENCE**  
**INSPIRE CREATIVITY**  
**PRESERVE THE FIBER ARTS**

[WeaveSpinDye.org](http://WeaveSpinDye.org)

**Inquire about Professional Membership benefits**



Asian Tea Service (basket) by Kathey Ervin and photo by Eric Neurath, Blue Rills (jacket) by Denise Kovnat and photo by Steve Spottswood, additional photos by David Rorick.