

Presented by the Handweavers Guild of America, Inc.



CONVERGENCE[®]

New Orleans
August 12–16, 2026

REGISTRATION INFORMATION



Fiber Arts Conference

Seminars | Workshops | Fashion Show | Exhibits | Tours | Marketplace

*Schedule-at-a-Glance

Contents

Donate.....	33
Exhibit Calls-for-Entry	10
Hotel.....	34
Important Dates.....	3
Internships	35
Leaders	30-32
Marketplace.....	7
Meals	9
Membership.....	36
Registration	33
Schedule-at-a-Glance.....	2-3
Session Grid.....	28-30
Sessions.....	11-27
Special Events.....	4-6
Sponsors.....	35
Terms & Conditions.....	34
Tours	8-9
Transportation.....	34
Volunteer.....	35

Welcome to HGA's 2026 Convergence® in New Orleans!

Welcome to the ultimate international fiber art experience: Handweavers Guild of America, Inc.'s (HGA) Convergence® conference! We've planned an exciting week of activities and events.

Experience the unmatched beauty of New Orleans—where history, music, food, and celebration come together like nowhere else in the United States. From the lively sounds of jazz in the French Quarter to stunning Creole architecture, mouthwatering cuisine, and world-famous festivals, this city captivates at every turn. Whether you're strolling under the oak trees, savoring beignets, or dancing in a second line parade, there's no place quite like NOLA.

New for 2026:

- **Roommate Finder:** Attendees interested in finding a roommate can fill out the Roommate Finder form to add their name to the list of attendees looking for a roommate.
- **Thread Talks:** A collective of six creative makers will inspire, surprise, and delight with their New Orleans-inspired fiber stories each in under 15 minutes.
- **Event App:** Attendees will have access to an app to view their schedule, check out Marketplace vendors, and connect with other attendees. This app will be available before, during, and for the 90 days following Convergence®.

Schedule-at-a-Glance

Tuesday, August 11

8:15 AM–5:15 PM	Tour: A Day of Mardi Gras Magic: Costumes, Culture & Celebration
11:30 AM–12:00 PM	Volunteer Interest Meeting
12:00 PM–4:00 PM	<i>Small Expressions</i> Shuttle Bus
3:30 PM–4:00 PM	Volunteer Interest Meeting
4:00 PM–8:00 PM	Registration & Check-In
5:30 PM–7:00 PM	<i>Advocates</i> Reception: <i>Celebrating Small Expressions</i> (Invite Only, Off-Site, Shuttle Bus Available)

Wednesday, August 12

7:00 AM–8:00 PM	Registration & Check-In
7:30 AM–8:30 AM	Welcome Breakfast
8:30 AM–4:15 PM	Tour: Threads of History: A Journey Through New Orleans
9:00 AM–4:30 PM	Seminars & Workshops
9:00 AM–7:00 PM	Art Exhibit Installation (Volunteer Opportunity)
12:15 PM–1:15 PM	Meal Plan: Lunch
5:30 PM–6:30 PM	Meal Plan: Dinner
7:00 PM–7:30 PM	<i>Supporters</i> Early Access Seating (Invite Only)
8:00 PM–9:30 PM	<i>Krewe of Threads: Let the Good Times Roll</i> Fashion Show & Dessert Reception
9:00 PM–11:00 PM	Wearable Art Exhibit Installation (Volunteer Opportunity)

Thursday, August 13

8:00 AM–8:00 PM	Registration & Check-In
9:00 AM–5:00 PM	Seminars & Workshops
9:15 AM–1:15 PM	Tour: Inside NOLA Creativity: A JAMNOLA & Artist Studio Experience
10:00 AM–5:00 PM	Marketplace & Art Exhibits Open
4:30 PM–5:30 PM	Tablet Weavers' International Studies & Techniques (TWIST) Open Meeting
5:15 PM–6:00 PM	Juror's Talk: <i>Lagniappe: The Art of Everyday Beauty</i> Functional Art Exhibit
5:30 PM–6:30 PM	Meal Plan: Dinner
6:15 PM–7:00 PM	Juror's Talk: <i>Creative Spirits of the River</i> Yardage Exhibit
7:30 PM–9:00 PM	Thread Talks

Friday, August 14

8:00 AM–8:00 PM	Registration & Check-In
9:00 AM–9:45 AM	Juror's Talk: <i>Lagniappe: The Art of Everyday Beauty</i> Functional Art Exhibit

Be Social

Follow us: Facebook [Facebook.com/HandweaversGuildofAmerica](https://www.facebook.com/HandweaversGuildofAmerica)
Instagram @InstaHGA

Attending Convergence? Join the community of attendees: [Facebook.com/Groups/Convergence2026](https://www.facebook.com/Groups/Convergence2026)

Don't forget to hashtag: #HGA, #Convergence, #CVG2026, #ConvergenceNOLA



9:00 AM–5:00 PM	Seminars & Workshops
10:00 AM–5:00 PM	Marketplace & Art Exhibits Open
5:00 PM–5:30 PM	Handwoven Kitchen Towel Exchange, <i>sponsored by Jane Stafford Textiles</i>
5:15 PM–6:45 PM	Juror's Talk: <i>Krewe of Threads: Let the Good Times Roll</i> Wearable Art Exhibit
5:30 PM–6:30 PM	Meal Plan: Dinner
6:00 PM–7:00 PM	Guild and Nonprofit Meet & Greet
7:00 PM–9:00 PM	Marketplace Twilight Madness, <i>sponsored by Weavers Guild of Oklahoma City</i>
8:30 PM–9:30 PM	Supporters Reception: <i>Celebrating Philanthropy</i> (Invite Only)

Saturday, August 15

8:00 AM–8:00 PM	Registration & Check-In
9:00 AM–9:45 AM	Juror's Talk: <i>Creative Spirits of the River</i> Yardage Exhibit
9:00 AM–5:00 PM	Seminars & Workshops
10:00 AM–5:00 PM	Marketplace & Art Exhibits Open
12:15 PM–1:15 PM	<i>Friend Luncheon</i> with Keynote Speaker (Invite Only)
5:00 PM–5:45 PM	Complex Weavers Open Meeting
5:15 PM–6:00 PM	Juror's Talk: <i>Threaded Revelry: Throw Me Something</i> Mixed Media Exhibit
5:30 PM–6:30 PM	Meal Plan: Dinner
6:15 PM–7:45 PM	Juror's Talk: <i>Krewe of Threads: Let the Good Times Roll</i> Wearable Art Exhibit
8:00 PM–9:30 PM	Keynote Presentation: Karen Hampton

Sunday, August 16

8:00 AM–4:00 PM	Registration & Check-In
9:00 AM–9:45 AM	Juror's Talk: <i>Threaded Revelry: Throw Me Something</i> Mixed Media Exhibit
9:00 AM–5:00 PM	Seminars & Workshops
10:00 AM–5:00 PM	Marketplace & Art Exhibits Open
12:15 PM–1:15 PM	<i>Strut Your Stuff</i> Informal Fashion Show
5:00 PM–11:00 PM	Art Exhibit Deinstallation (Volunteer Opportunity)
5:30 PM–6:30 PM	Meal Plan: Dinner

Monday, August 17

8:00 AM–5:45 PM	Tour: <i>Acadian Threads: A Journey Through Louisiana's Weaving Heritage</i>
9:00 AM–10:00 AM	Volunteer Appreciation Breakfast (Invite Only)

*Schedule is subject to change. Visit the HGA website for the most up-to-date information.

Convergence® is organized and presented by the Handweavers Guild of America, Inc. (HGA); with support from many volunteers, including guilds and businesses who have given their time and talent, and with help from the City of New Orleans.

Photography provided by Terry Dwyer, Carolyn Cogan, Convergence® leaders, and HGA staff. New Orleans image provided by Katie LaRocca & NewOrleans.com



Scan to Register

Register early! Sessions fill quickly!

Create a conference schedule that fits your needs. Attendees can select and register for individual Sessions and Events they want to attend.

Save with a Convergence® Value Package (CVP)!

Available for \$235, the CVP offers the best pricing on events and sessions.

- 25% discount on Session registration fees
- 1 Ticket to the Welcome Breakfast (\$35 value)
- 1 Ticket to the Fashion Show & Dessert Reception (\$99 value)
- 1 Ticket to the Thread Talks (\$46 value)
- 1 Ticket to the Keynote (\$49 value)
- Daily admission to the Art Exhibits and the Marketplace, including the Demonstration Stage activities (\$60 value)
- 1 HGA Tote Bag, sponsored by Louët B.V. and filled with goodies (\$20 value)

Key Dates

Available Now	Convergence® Value Package (CVP) Registration
Oct 13, 2025	Advanced Priority Registration Opens for HGA Advocates (Donors who have given \$300 or more since January 1, 2025)
Oct 27, 2025	Priority Registration Opens for HGA Supporters (Donors who have given \$100 or more since January 1, 2025)
Nov 10, 2025	General Registration Opens
Jan 1, 2026	Make your donation to HGA to receive donor benefits in 2026
May 12, 2026	Last day to change or cancel your conference schedule for a partial refund
July 21, 2026	Last day to reserve a hotel room (provided availability)
July 31, 2026	Last day to register for 1-, 2-, and 3-Day workshops
Aug 6, 2026	Last day to purchase a meal plan. Last day to register for seminars, CVPs, special events, tours, etc. without a late fee

Special Events

Tuesday/Wednesday



Krewe of Threads: Let the Good Times Roll Fashion Show & Dessert Reception

Wednesday, 8:00 PM

Tickets: \$99 or FREE with CVP

Join HGA for a spectacular Fashion Show featuring wearable art designed and handmade by fiber artists from around the world. Inspired by *Krewe of Threads: Let the Good Times Roll*, this year's show captures the vibrancy and diversity of New Orleans. Dance, sing, applaud, and feel the beat as each fiber artist's work comes alive on our runway models. Supporters who have donated \$100 or more in 2026 receive early access to show seating.

Invited Artists




Patti Barker is an award-winning felt wear designer, teacher, and author. She earned a BA degree in studio art with a concentration in fiber at Western Washington University. Barker's

fascination with fabric and fashion is bound in her DNA. Barker's felting journey began in 2007 with a study of simulated skins as protective covering and identifier. She is intrigued by the way the wearable art transforms its wearer.



Amber M. Jensen began making backpacks as functional, wearable art, which led her to explore the durability and expressive potential of cloth. Jensen's weaving draws from a layered

mix of influences—Appalachian overshot patterns, Scandinavian restraint, and deep respect for Indigenous relationships to material and place. Her works are narrative palimpsests, reflecting her days, feelings, and evolving identity as an artist.



Dianne "Gumbo Marie" Honoré is a seventh-generation New Orleanian, cultural activist, and Big Queen of the Yellow Pocahontas Hunters. Dianne creates powerful multidisciplinary works blending art, fashion, and history. Founder of the Black

Storyville Baby Dolls, her Mardi Gras regalia is in Paris's Quai Branly Museum, celebrating Louisiana Creole traditions on international stages.



Margaret Roach Wheeler, a Native American of Chickasaw-Choctaw descent, merged her fine arts education with her Native American heritage to weave contemporary garments based on American Indian

regalia. Wheeler is the recipient of numerous honors and awards and her work has been exhibited both regionally and nationally.

Small Expressions 2026

Tuesday, August 11, 2026

Shuttle available 12:00 PM–4:00 PM,
\$20 Roundtrip

Small Expressions will be open to attendees with roundtrip shuttle service available. Gallery available for free on Tuesday until 5:00 PM.

Advocates Reception: Celebrating Small Expressions

Tuesday, 5:30 PM–7:00 PM

Donor event, Invite Only

Advocates who have donated \$300 or more in 2026 are invited to join the HGA Board for an exclusive reception celebrating the *Small Expressions* exhibit. *Small Expressions* Juror **Ellen Hess** will give a talk about her process in selecting the works.

Welcome Breakfast

Wednesday, 7:30 AM–8:30 AM

FREE with CVP

Begin your conference experience with a light continental meal and time to connect with fellow attendees. We'll introduce our interns, highlight helpful resources to guide you through the week, and share a brief presentation on the significance of brown cotton to the region.

Thursday/Friday

Thread Talks

Thursday, 7:30 PM, Tickets \$46 or FREE with CVP

A collective of creative makers will inspire, surprise, and delight with their fiber stories, each in under 15 minutes. Hear from the following speakers:

Austin Clark: Cajun Textiles: The Cotton Spinning & Weaving Tradition of Southwest Louisiana

An overview of the tools used and textiles made by Acadian spinners and weavers as they adapted to life in Louisiana following their expulsion from Nova Scotia in 1755. Traditional spinner and weaver Austin Clark shares photos and videos of Cajun cotton spinning and weaving.

Dartanya Croff: Black Women are Flowers: Honoring the Life and Legacy of Sonya Massey

Black Women are Flowers is a crochet wearable art project honoring the life and legacy of Sonya Massey. Each piece features a floral component and is colored like flowers. It's Dartanya's way of giving Black Women our flowers while we can still smell them and enjoy them.

Tammy Greer: Native Plants and Minerals Who Color our World

Southeastern Native Americans are diligent in continuing traditions such as basket weaving for most tribes and language for some. But for many tribes in the New Orleans area, dye and pigment plant knowledge, along with cordage knowledge, has gone to sleep. We are waking up of our plant-based traditions, as it is beneficial for the plants, for us, and for the environment.

Jerry Hale: The Growing Cycle of Cotton

Enjoy a visual presentation of each step in growing cotton from land preparation to picking season. Learn about the annual challenges that cotton farmers face in growing cotton.

Dianne "Gumbo Marie" Honoré: Woven Spirits

Cemeteries, rituals, and waterways: the rich spiritual aura and complex history of New Orleans influences creative expression through fiber. The scent of antique lace and cotton, the symbolism of feathers and sparkling Swarovski crystals all reflect life, past, present and future. Join Dianne for a talk through time.

Karen Pfeifer: From Passion to Purpose: Building a Weaving Program for All Abilities

Originally envisioned as a creative enrichment program for adults with disabilities, learn how OPTIONS Weaving Studio has grown into a vibrant enterprise providing skill-based employment and personal empowerment through the art of fiber.

Juror's Talk: Lagniappe: The Art of Everyday Beauty Functional Art Exhibit

Thursday, 5:15 PM–6:00 PM, Tickets: \$18
Friday, 9:00 AM–9:45 AM, Tickets: \$18

Hear the juror's insights on what made certain work stand out, the qualities they sought in functional fiber art, and the ways these works transform everyday objects into moments of beauty. Gain a deeper appreciation for the creativity and craftsmanship that elevate practical items into art.

Juror's Talk: Creative Spirits of the River Yardage Exhibit

Thursday, 6:15 PM–7:00 PM
Tickets: \$18

Explore the stories woven into fiber, while the juror shares insights on the selection of yardage that transforms cloth into vessels of memory, imagination, and artistry. Hear how technique, design, and surface come together to create yardage that resonates. Gain insight into the artistry and design choices that make these hanging works truly compelling.

Handwoven Kitchen Towel Exchange

sponsored by Jane Stafford Textiles

Friday, 5:00–5:30 PM

Join us for a weaving exchange as a participant or an observer. This is a great way to meet fellow weaving enthusiasts and increase your handwoven towel stash. Complete guidelines are available online. Advance registration required.

Juror's Talk: Krewe of Threads: Let the Good Times Roll Wearable Art Exhibit

Friday, 5:15 PM–6:45 PM, Tickets: \$36

Experience the excitement behind the selection of wearable fiber art. Hear the juror's perspective on what makes certain designs stand out, the creative approaches and techniques they valued, and how garments can transform fiber into movement and performance. Gain insight into the artistry and craftsmanship that bring these works to life.

Guild & Nonprofit Meet & Greet

Friday, 6:00 PM–7:00 PM

Discover opportunities to get involved in the fiber arts community on the local, regional, or national level. Meet to discuss trends, projects, initiatives, and recent developments. Guilds and nonprofits are invited to host a table to showcase the work of their organizations. Apply online.



Twilight Madness

sponsored by Weavers Guild of Oklahoma City

Friday, 7:00 PM–9:00 PM
FREE and open to all

The Marketplace opens at night for an exceptional shopping experience. Take time to relax, shop, mingle, and meet friends while finding the perfect yarn, the exact tool you have been seeking, or discovering something new to add to your fiber collection.

Supporters Reception: Celebrating Philanthropy

Friday, 8:30–9:30 PM
Donor event, Invite Only

Supporters who have donated \$100 or more in 2026 are invited to join the HGA Board for an informative and festive dessert reception. HGA will introduce the students who have benefited from your support.

Special Events

Saturday/Sunday



Keynote: Karen Hampton

Saturday, 8:00 PM, Tickets: \$49 or FREE with CVP

Ghosts and Ancestors: Why I Weave

Karen Hampton, MFA, Artist Weaver, and 2022 American Craft Council Fellow, is recognized as a trailblazing artist in the textile community for her work broadening the visibility of textiles made by black and brown artists worldwide. Karen has made the invisible visible for most of her career. From her early work in the 1990s to the present, she has been telling personal stories with her artwork and promoting others in the field.

Before the keynote, awards will be announced for *Small Expressions* and the Convergence® juried exhibits.

Juror's Talk: *Creative Spirits of the River Yardage Exhibit*

Saturday, 9:00 AM–9:45 AM
Tickets: \$18

Explore the stories woven into fiber, while the juror shares insights on the selection of yardage that transforms cloth into vessels of memory, imagination, and artistry. Hear how technique, design, and surface come together to create yardage that resonates. Gain insight into the artistry and design choices that make these hanging works truly compelling.



Friend Luncheon with Karen Hampton

Saturday, 12:15 PM–1:15 PM
Donor event, Invite Only

Friends who have donated \$500 or more in 2026 are invited to join the HGA Board President and Executive Director for an intimate luncheon with Keynote Speaker Karen Hampton.

Juror's Talk: *Threaded Revelry: Throw Me Something Mixed Media Exhibit*

Saturday, 5:15 PM–6:00 PM
Sunday, 9:00 AM–9:45 AM
Tickets: \$18

Explore the vibrant world of mixed media, where technique, design, and creativity come together to dazzle and inspire. Hear the juror's insights on what made certain mixed-media work stand out and how layering materials enhances both design and expression. Gain a deeper appreciation for the creativity, craftsmanship, and ingenuity behind these celebratory creations.

Juror's Talk: *Krewe of Threads: Let the Good Times Roll Wearable Art Exhibit*

Saturday, 6:15 PM–7:45 PM
Tickets: \$36

Experience the excitement behind the selection of wearable fiber art. Hear the juror's perspective on what makes certain designs stand out, the creative approaches and techniques they valued, and how garments can transform fiber into movement and performance. Gain insight into the artistry and craftsmanship that bring these works to life.



Service Project with Habitat for Humanity

HGA has partnered with Habitat for Humanity to raise awareness of our dual missions. The mission of New Orleans Area Habitat for Humanity is to responsibly build communities where families can thrive in homes they can afford. We ask our attendees to consider supporting this collaboration by bringing a handwoven towel that Habitat for Humanity will include in their Home Dedication Ceremonies, a celebratory milestone that marks the completion of a home and welcomes a new homebuyer into their community. The dedication is a Celebration of Partnership, recognizing the homebuyer's determination and hard work, and the collective effort of volunteers, donors, and supporters who helped make the dream of homeownership a reality. To learn more about the ceremony and this partnership, visit HGA's website.

Shop for fiber art supplies and original handcrafted goods while enjoying shows and demonstrations. Exhibitors showcase a wide array of yarns, books, and equipment, including specialty items usually only available online.

Thursday-Sunday, 10:00 AM-5:00 PM, Friday, 7:00 PM-9:00 PM
Tickets: \$15 per day (\$40 for a 4-Day Pass) or FREE with CVP



Events & Activities



Demonstration Stage

Discover inspiration in action at the Demonstration Stage, open daily in the Marketplace from 10:00 AM to 5:00 PM. Enjoy a full schedule of live demonstrations, engaging lectures, interactive panels, and special activities. Whether you're looking to learn new techniques, hear from experts, or be inspired by fellow makers, the Demonstration Stage is the place where ideas come to life.



Panel Sessions

Thursday-Saturday, 12:15 PM-1:00 PM

- **Material Matters: Choosing (and Affording) the Right Supplies** How artists make wise material choices when budgets are tight or sustainability is a priority.
- **Mentorship in the Fiber Arts: How to Find It and Why It Matters** Perspectives on the value of mentorship, peer learning, and intergenerational dialogue.
- **Tips & Tricks for Maximizing Your Art Sales** Hear from our panel of seasoned artists as they share what they have learned from selling their works.

Twilight Madness

sponsored by Weavers Guild of Oklahoma City

Friday, 7:00 PM-9:00 PM
FREE and open to all

The Marketplace opens at night for an exceptional shopping experience. Take time to relax, shop, mingle, and meet friends while finding the perfect yarn, the exact tool you have been seeking, or discovering something new to add to your fiber collection.

Strut Your Stuff Informal Fashion Show

Sunday, 12:15 PM-1:15 PM

All fiber enthusiasts are encouraged to walk the Marketplace runway with their latest wearable creations or to show their functional designs in this fun and supportive environment.



Decorative Shuttle Competition

sponsored by Royalwood Ltd.

Turn an ordinary boat, stick, or rag shuttle into a not-so-ordinary work of art. On display in the Convergence® Marketplace, judging will be based on the popular vote during Twilight Madness. Complete participant guidelines available online. Advance registration is encouraged.

Confirmed Vendors

Vendors are subject to change. Additional vendors will be added through July 31, 2026. Visit our website for an up-to-date list.

Athena Spinning
Claudia Hand Painted Yarns
Cochenille Design Studio
Harrisville Designs
Hawaiian Moon
Lemon Thyme LLC
Lone Star Loom Room
Lofty Fiber
Louët, B.V.
Louisiana Yarn Guys
Mary M. Waite, Weaver and Dyer
Purrington Looms
Schiffer Craft Publishing
Schacht Spindle Co.
The LayZee Farmer, LLC
The Ross Farm
Theodora's Pearls
Venne
WEFT Magazine
Yarn Barn of Kansas
Z-Twist Dye Works

Marketplace Vendors

Booth rates start at \$750 and increase after January 30, 2026. Register online at WeaveSpinDye.org.

Tours

Convergence® Tours are custom-designed for HGA, all-inclusive, and include exclusive behind-the-scenes experiences that are not available otherwise. Tours depart from and return to the Sheraton New Orleans.



A Day of Mardi Gras Magic: Costumes, Culture, & Celebration

Tuesday, 8:15 AM–5:15 PM

Tickets: \$184 (includes all admissions, lunch, & transportation)

Step into the heart of New Orleans' most dazzling tradition on this immersive day tour celebrating the sights, sounds, and spirit of Mardi Gras. Begin your journey at Mardi Gras World, where larger-than-life floats come to life before your eyes. Continue to the Backstreet Cultural Museum, a treasure trove of history honoring the city's vibrant parades, second lines, and neighborhood traditions. Up close, you'll experience the exquisite hand-sewn beadwork, feathers, and rich traditions of this unique cultural expression, deeply rooted in the African American communities of New Orleans. After a break for a delicious local lunch, explore the glittering costumes at the Mardi Gras Museum of Costumes and Culture, where sequins, feathers, and artistry shine in every piece, including an opportunity to try them on. Finally, experience a powerful presentation at The Presbytère, where the story of Mardi Gras meets the living legacy of the Black Masking Indians. This is more than a tour – it's your backstage pass to the soul of New Orleans' most lavish celebration, featuring the stories of the celebration as told by the people who live them.

Notes: First stop is an open-air facility with ceiling fans to cool the space. The second stop has a second floor only accessible via stairs. Our last stop will be about a 5-minute walk from the drop-off point to the museum entrance.



Threads of History: A Textile Journey Through New Orleans

Wednesday, 8:30 AM–4:15 PM

Tickets: \$185 (includes all admissions, lunch, & transportation)

Unravel the rich fabric of New Orleans' past on this docent-led, backstage-pass tour celebrating the art and history of textiles. Begin with the elegance of Longue Vue House and Gardens, where fine furnishings and design set the stage, including exclusive access to the estate's textile archives. You'll also have time to stroll through the beautifully landscaped gardens and view HGA's *Small Expressions* exhibit. Next, step into the Confederate Memorial Hall Museum for a docent-led tour of their rare uniforms and textiles that tell powerful stories of the Civil War era, including a 150+ year old handwoven blanket and a collection of over 140 flags, most of which are from Louisiana regiments. Conclude at the Louisiana Textile Collection Archives (not open to the public). It is home to a remarkable array of historic textiles that preserve the artistry and craftsmanship of generations. With expert guides at every stop, this tour offers a rare, behind-the-scenes look at the threads that have woven New Orleans' cultural tapestry.

Notes: First stop includes an optional outdoor tour of the gardens; you will need to walk 2-3 minutes down the driveway from the drop-off point to the house entrance. The last stop will be about a 5-minute walk from the drop-off point to the entrance and has some narrow spaces that may be difficult for wheelchair users.



Inside NOLA Creativity: A JAMNOLA Artist & Studio Experience

Thursday, 9:15 AM–1:15 PM

Tickets: \$99 (includes all admissions & transportation)

Celebrate the playful, colorful spirit of New Orleans on this half-day art adventure! Begin with a docent-led tour of JAMNOLA, an immersive cultural experience bursting with larger-than-life installations that honor the city's music, art, food, and joy. Then step inside the Aquarium Gallery and Artist Studios for an exclusive presentation with JAMNOLA artist Jacob Reptile, whose vibrant work captures the energy of New Orleans. Afterward, explore 11 unique artist studios, meeting makers and discovering the creativity that fuels the city's thriving art scene. This tour is your all-access pass to the imagination and innovation of New Orleans artists.



Acadian Threads: A Journey Through Louisiana's Weaving Heritage

Monday, 8:00 AM-5:45 PM

Tickets: \$193 (includes all admissions, lunch, & transportation)

Discover the artistry and heritage of Louisiana's textile traditions on this exclusive, docent-led journey. Begin at Magnolia Mound, where historic furnishings and fabrics reflect the region's French Creole roots, and where Acadian textiles are on display in their historical context. After a break for lunch, explore the Louisiana State University Hill Memorial Library, home to the Acadian archives and historical documents, and enjoy a special presentation by Jerry Hale, who continues the rare tradition of growing brown cotton. The day concludes at the Louisiana Textile and Costume Museum, where you'll experience a guided tour of the latest exhibit, a presentation on textile history, and behind-the-scenes access to the archives—including rare Acadian textiles. This immersive tour offers a one-of-a-kind opportunity to see, learn, and connect with the threads that continue to shape Louisiana's cultural fabric.

Notes: Each stop will require about 5 minutes of walking from the drop-off point to the entrances. The first stop also has an optional self-guided tour through uneven grassy areas. Closed-toe shoes are recommended.

The Convergence® Meal Plan offers a chance to relax and dine with friends in a bistro atmosphere while avoiding crowds and staying close to the Convergence® activities.

Lunch: \$42

Dinner: \$53

Prices include tax and tip. Beverages not included unless specified. All meals are plated and served.

Wednesday

Lunch: Seared Chicken Breast with Lemon Caper Sauce, Herb-Roasted Broccoli Florets, Sweet Potato Mash, and a Choice of Tea or Lemonade

Dinner: Local Garden Salad, Mini Meatloaf with Au Jus, Roasted Potatoes, Garlic Green Beans, and Strawberry Shortcake (Vegetarian option: Stir-fry Tofu with Vegetables and Jasmine rice)

Thursday

Dinner: Caesar Salad, Herb-Roasted Chicken, Spinach and Mushroom Orzo, Broccolini, and Vanilla Cake with Seasonal Fruit Compote (Vegetarian option: Cheese Tortellini with Creamy Sage Sauce)

Friday

Dinner: Chicken & Sausage Gumbo, Boudin-Stuffed Pork Loin over Braised Greens with Creole Au Jus, Roasted Baby Carrots, and Warm Bread Pudding with Vanilla Sauce (Vegetarian option: Grilled Polenta Cakes with Ratatouille with Parmesan Cheese)

Saturday

Dinner: Spinach Salad, Blackened Chicken with Pasta and Cajun Alfredo Sauce, and Espresso Chocolate Cake with Berry Compote (Vegetarian option: Cauliflower Steak with Chimichurri and Basmati Rice)

Sunday

Dinner: Roasted Butternut Squash Soup, Herb-Crusted Chicken Breast with Red Wine Jus, Garlic Mashed Potatoes, Asparagus Spears, and Pecan Pie Tart (Vegetarian option: Chickpea Curry with Basmati Rice and Broccoli)

HGA reserves the right to make substitutions when market conditions dictate or for any reason beyond our control. All substitutions will be of comparable or greater value and, if possible, you will be notified in advance.

Please note: Meals must be purchased in advance and no later than August 6, 2026. There will be limited options available on-site. For more information or questions about dietary restrictions, call HGA at (678) 730-0010.



Traditional beignets will be served at the *Krewe of Threads: Let the Good Times Roll Fashion Show Dessert Reception*.

Exhibits

Exhibit Call for Entries

All Convergence® exhibits will be on view August 13–16, 2026 at the Sheraton New Orleans Hotel. *Small Expressions* will be on view August 10 through November 2, 2026 at the Longue Vue House & Gardens. Exhibit prospectuses may be downloaded at WeaveSpinDye.org.

Juried Exhibition Awards

- Cash prizes: \$500 First, \$250 Second, \$100 Third
- Winning work will be published in future editions of *Shuttle Spindle & Dyepot* magazine
- All selected works will be featured in an online exhibition photo album
- Individuals or groups may sponsor additional honors and/or cash prizes by contacting Programs@WeaveSpinDye.org

Entry Fees per Piece

\$ 0	Students
\$18	HGA Members
\$25	Non-HGA Members

2026 Entry Deadlines:

April 6: Small Expressions

April 20: Functional Art, Mixed Media, Wearable Art, Yardage

Invitational Exhibits

Leaders Exhibit

Featuring recent works created by the Convergence® 2026 Leaders who teach and inspire in all areas of fiber art.

Interns Exhibit

sponsored by Dewey & JJ Watt McCormick

Featuring recent works created by the Convergence® 2026 Interns, who are students enrolled in accredited fiber arts programs in North America. Be sure to see these works from the next generation of fiber artists.



Small Expressions 2026

Artists are invited to enter small-scale fiber art not to exceed 15 inches (38cm) in any direction in this annual touring juried exhibition.

Juror: Ellen Hess

Juror's Talk: Tuesday, August 11
Donor event, Invite Only

Creative Spirits of the River Yardage Exhibit

Artists are invited to enter constructed and/or embellished yardage that showcases the richness of fiber art techniques.

Juror: Mary Zicafoose

Juror's Talk: Thursday, August 13
Saturday, August 15

Lagniappe: The Art of Everyday Beauty Functional Art Exhibit

sponsored by Yarn Barn of Kansas

In New Orleans, lagniappe means "a little something extra." Artists are invited to enter fiber objects that are not only practical but also designed for their beauty.

Juror: Marcia Weiss

Juror's Talk: Thursday, August 13
Friday, August 14

Threaded Revelry: Throw Me Something Mixed Media Exhibit

Artists are invited to explore fiber in all its forms—interlaced, felted, stitched, dyed, coiled, knotted, pulled, spun, and more—using any two or more materials.

Juror: Tina Linville

Juror's Talk: Saturday, August 15
Sunday, August 16

Krewe of Threads: Let the Good Times Roll Wearable Art Exhibit

Artists are encouraged to enter fiber works that can be worn, whether rooted in tradition or breaking new ground. Selected entries will be featured in this gathering of fiber, fashion, and festivity along with work created by four invited artists. The exhibit will be displayed first in a runway fashion show and then as a traditional exhibit.

Juror: Karen Donde

Fashion Show: Wednesday, August 12

Juror's Talk: Friday, August 14
Saturday, August 15

Skein Competition and Exhibit

sponsored by Lojan Wheels & Looms

Spun skeins will be judged on criteria including overall appearance, singles, plying, dyeing/blending, and appropriate presentation.

Entry Deadline: August 11

Sessions

Requirements, Fees, and Supplies

An HGA Individual, Family, Student, or Professional Artist Membership is required to register for Sessions. Membership may be purchased online or by calling (678) 730-0010. Participants who purchase the Convergence® Value Package (CVP) save 25% on all their sessions. Materials Fees are payable to the Leader and collected at the Session. Equipment required is noted and may be available for rent if requested in advance. [Visit WeaveSpinDye.org/Sessions](http://VisitWeaveSpinDye.org/Sessions) for more information and download the Session Supply List.

Session Fees	With CVP	Without CVP
3-Day Workshops	\$459	\$613
2-Day Workshops	\$306	\$409
1-Day Workshops	\$153	\$205
3-Hour Super Seminars	\$76	\$103
90-Minute Seminars	\$38	\$52



HGA Session Website



Supply List & Equipment

WEDNESDAY August 12

3-DAY WORKSHOPS

Wednesday, Thursday, Friday

9:00 AM–4:30 PM

3W-W001 Wedge Weave

Connie Lippert

In contrast to most weaves which are woven in a plane horizontal to the loom, wedge weave is woven on the diagonal. This results in a weft-faced weaving with many distinctive characteristics and exciting design potential. Work on your own prewarped loom to explore wedge weave through hands-on experience as well as with detailed handouts and images.

Required: Pre-warped tapestry, table, or floor loom. Must be able to warp a loom.

Materials fee: \$0. Level: Intermediate.



3W-W002 Split-Shed Weaving Deep-Dive: Multiple Structures on 4 Shafts

3W-W002 Split-Shed Weaving Deep-Dive: Multiple Structures on 4 Shafts

Deborah Silver

In this deep-dive class, students will create samples of multiple weave structure combinations with only 4 shafts and a straight threading. Work with combinations of twills, double weave, tied weaves,

taqueté, piqué, and more! Weave samples using continuous, complementary, and supplementary wefts, as well as wefts which combine to produce shading for pictorial weaving. Students will also learn to make a cartoon that stays flat and won't wrinkle.

Required: Pre-warped 4-shaft floor or table loom. Must be able to warp a loom and read a draft.

Materials fee: \$20. Level: Intermediate.

2-DAY WORKSHOPS

Wednesday, Thursday

9:00 AM–4:30 PM

2W-W003 Wear your Weaving: Sew a Simple Jacket with Handwoven Fabric

Andrea Alexander & Suzanne Person

Create a simple, boxy jacket inspired by historical garments, designed to showcase handwoven fabric! Using basic arithmetic and simple sewn seams, participants will construct a custom-fit piece that blends timeless design with modern practicality. This session will guide weavers through the process, making garment creation approachable and rewarding. The jacket's straightforward structure makes it an ideal project for first-time garment makers.

Required: Sewing Machine. Must be able to operate a sewing machine.

Materials fee: \$0. Level: Intermediate.

2W-W004 Weaving Cloth for Nuno Felting

Geri Forkner

Use a combination of yarns of different sizes, textures, and fiber content to break most weaving rules to weave a fine web of cloth. Yarns don't need

to shrink in this process. Wool roving shingled to the woven cloth does that job. Spend one day weaving, the next felting. Any weight cloth can be made from Louisiana delicate attire to ski weather jacket. Make a table sized piece with unique textures for use as a scarf or cut up for other uses.

Required: Rigid heddle or 2+ shaft floor loom, minimum 15" weaving width, any size reed. Pre-wound warp. Must be able to warp a loom.

Materials fee: \$30. Level: Beginner.



2W-W005 Wet Felting + Needle Felting Blue Heron Wool Painting

2W-W005 Wet Felting + Needle Felting Blue Heron Wool Painting

Cecilia Ho

Fiber artist Cecilia Ho on Day 1 will demonstrate how to create a seamless piece of felt canvas through Wet Felting, an ancient felt making technique. Students will prepare with colorful NZ Corriedale wool, NZ Merino wool/Mulberry Silk, Tencel fibers & wool lock with soapy water. On Day 2, each will be guided step-by-step to complete the "Blue Heron" wool painting with needle felting applique.

Materials fee: \$50. Level: Beginner.

Sessions


2W-W006 Ply-Split Braiding: Mats and Baskets

Helen Leaf

This is an introduction to ply-split braiding for baskets. Students will learn how to construct four different mats (basket bases), taking one of these further to form a basket, and will use cotton, linen, wool and rug wool to get a feel for how they behave. Students will learn how to make a square base round, and how to make at least one basket border. All of these will give skills, confidence and ideas for ply-split basket making.

Required: Working knowledge and confident working in POT and SCOT. Students must know the difference between ¼ twist and ½ twist when working with 4-ply cords.

Materials fee: \$90. Level: Intermediate.



2W-W007 Rigid Heddle Weaving + Woven Shibori

2W-W007 Rigid Heddle Weaving + Woven Shibori

Heather Macali

Learn how to utilize your rigid heddle loom by incorporating pick-up sticks! This beginning level course will cover warping your rigid heddle loom from a warp bundle, basic weaving techniques, utilization of pick-up sticks, woven Shibori patterns, and fiber reactive dyeing.

Required: Rigid heddle loom, minimum 10" heddle width. Must be able to warp a loom.

Materials fee: \$40. Level: Beginner.

2W-W008 Introduction to Wet Felting: Slippers

Nancy Macali

Learn the art of wet felting to create a cozy pair of custom wool slippers. This class is perfect for both beginners and seasoned crafters, as we will cover fundamental techniques while encouraging personal creativity in design. Participants will be

introduced to basic wet felting techniques, optimal fiber selection for felt making, and guided through the process of designing and creating their own unique wool slippers.

Materials fee: \$35. Level: Beginner.

2W-W009 Spin Your Own Yarn for Weaving: Drop Spindle Workshop

Alanna Wilcox

Participants will learn to spin yarn using a drop spindle, gaining confidence as they transform fiber into handspun creations. They will explore drafting techniques, fiber preparation, and how to create balanced 2-ply yarn. The workshop will highlight how fiber choices and drafting styles influence yarn texture and behavior in weaving. Designed for weavers, this session will inspire participants to create unique, handspun yarn for their projects.

Required: Drop spindle.

Materials fee: \$18. Level: Beginner.



2W-W010 Designing Four Shaft Boundweave

2W-W010 Designing Four Shaft Boundweave

Susan Wright

Boundweave is colorful, super fun weave structure to design and weave. This workshop will appeal to weavers who like to design spontaneously at the loom and like to play with color. Boundweave is a traditional Scandinavian pattern weave where the weft fully covers the warp and can be used for wall hangings, pillows, upholstery, bags, and rugs. This workshop will cover designing, handling selvages and finishing while weaving a mug rug sampler.

Required: 4-shaft floor or table loom, minimum 6" weaving width. Must be able to warp a loom, and read a draft.

Materials fee: \$15. Level: Intermediate.

1-DAY WORKSHOPS

Wednesday

9:00 AM–4:30 PM

1W-W011 Finger Manipulated Lace Weaves

Dawn Ahlert

This workshop consists of variations of finger manipulated lace weaves on a plain weave threading. The techniques explored will be Spanish Lace, Brooks Bouquet, Danish Medallions and Lenos. Class participants will work on their own looms with an opportunity to collaborate with other students. This is a self-paced class. Students may pick and choose which techniques on which they wish to concentrate.

Required: Rigid heddle, table, or floor loom. Must be able to warp a loom.

Materials fee: \$15. Level: All.

1W-W012 Intro to Kumihimo Braiding

Adrienne Gaskell

Explore kumihimo braiding in this straightforward and engaging class, ideal for beginners or those seeking a refresher! Learn fundamental interlacements and explore a variety of braid structures that offer endless possibilities—from purse handles and belts to stylish trimmings and more. You'll create a sampler braid on a round foam disk and learn how to interpret braid structure diagrams from different authors.

Materials fee: \$10. Level: All.



1W-W013 Blend and Spin Your ULTIMATE Sock Yarn

1W-W013 Blend and Spin Your ULTIMATE Sock Yarn

Deborah Held

Beat the heat with your own custom-blended, handspun sock yarn! Using basic carding equipment (including hand cards and blending boards), students will blend together an ideal mix of US-grown cotton with just the right wool for a

durable, breathable sock yarn, before spinning and testing ply structures. Spinning time will include tips for spinning finer-gauged yarns, understanding twist and grist, and more!

Required: Spinning wheel, e-spinner, or fast-spinning spindles. Must be able to spin & ply a basic yarn.

Materials fee: \$15. Level: Beginner.

1W-W014 Handwoven Fabric as Amazing Journals

Barrie Mason

Turn those extra bits of handwoven fabric into an amazing hardcover journal and learn the basics of bookbinding along the way. In this full-day, hands-on workshop you will create a custom journal with your handwoven fabric or a special fabric of meaning. The book will be 6 1/4" x 4 3/4" with 120 pages of 80 lb drawing paper. You'll add a leather spine and coordinating paper for the back cover. We'll talk paper grain, best glue, & more.

Materials fee: \$25. Level: Beginner.

1W-W015 Tablet Weaving Basics

Stacy Schlutsmeier

This one-day dive into tablet weaving will jump-start students' understanding with a "rainbow warp" that reveals the mechanics that make it work. Students will learn how to setup and weave, read a pattern, and make their own designs in the 4x4 technique. At the end of the day they will make a new warp to weave at home. The concepts taught in this class will help students to comprehend a variety of tablet weaving techniques.

Materials fee: \$30. Level: Beginner.



1W-W016 Lacy Waves Transparency

1W-W016 Lacy Waves Transparency

Rebecca Smith

This workshop will lead students through the steps to weave a colorful banner in transparency style incorporating lace and wavy lines. The open-weave structure used for transparency weaving will be

the basis for weaving a banner-shaped decorative textile that features both leno lace and wavy lines woven with a wave beater (also called a wave shuttle). Students will arrive with a warped loom and should be able to complete a banner by end of day.

Required: 4-shaft loom, minimum 10" weaving width, 12 or 15 dpi. Must be able to warp a loom.

Materials fee: \$15. Level: Intermediate.

1W-W017 Joyful Double Weave

Marcia Weiss

Are you interested in experiencing the magic in creating complex multi-layered cloth and exploring joyful dimension in your woven textiles? Is there a project where you wish to weave fabric wider than your loom permits? If so, this workshop is for you! Enjoy a class dedicated to these magical opportunities: two separate layers, horizontal tubes, single and double weave combined, the secrets to shuttle path in multi-width fabric and more.

Required: Pre-warped table or floor loom with 4+ shafts. Must be able to warp a loom and read a draft.

Materials fee: \$5. Level: Intermediate.

3-HOUR SEMINARS

Wednesday morning

9:00 AM–12:00 PM

SS-WA018 All Knotted Up - Shibori

David Heustess

Explore shibori knots and Bengala Mud Dyes to create wonderful designs for all your fiber needs. Students in this class will create multi colored as well as indigo dyed creations on cotton bandanas using this very wonderful user friendly dye system.

Materials fee: \$20. Level: All.

90-MINUTE SEMINARS

Wednesday morning

9:00 AM–10:30 AM

S-WA1019 Developing Color Ideas from Visual Inspiration Images

Ellen Hess


A weaver's voice comes through the use of color, pattern and texture. But where can you find color inspiration? Collecting images that excite and inspire is a wonderful way to expand your palette. This presentation will walk participants through the selection of colors from a visual reference image, understanding their qualities and color relationships, and offer ways to use them effectively with different weave structures and yarns.

Materials fee: \$0. Level: All.

3-HOUR SEMINARS

Wednesday afternoon

1:30 PM–4:30 PM



SS-WP020 Playing with Blocks Summer and Winter Made Easy

SS-WP020 Playing with Blocks Summer and Winter Made Easy

Ellen Hess

This seminar considers the range of Summer and Winter weave design possibilities, and breaks down the aspects of developing Summer and Winter weave drafts in a straightforward and step-by-step sequence. A simple ground-up approach is used to develop design concepts and images using graph paper and colored pencils and, if the participant desires, weaving software. The techniques have been refined over many years of teaching this wonderful structure to relatively new weavers with remarkable results. This may be your season to enter the world of design possibilities offered by Summer and Winter weaves.

Must be able to read a draft.

Materials fee: \$0. Level: Intermediate.

SS-WP021 Twisted Shibori with Bengala Mud Dyes

David Heustess

Participants in this class will create a beautiful silk scarf using shibori and Bengala Mud Dyes. Bengala is a mud dye made of natural minerals derived from the soil. Using traditional methods and modern technology, it brings us ancient colors as a new sustainable textile dye for fabrics, natural fibers, and paper. There are no toxic chemicals or heat involved for Bengala dyeing.

Materials fee: \$15. Level: All.

Sessions

THURSDAY August 13

3-DAY WORKSHOPS

Thursday, Friday, Saturday

9:00 AM–4:30 PM

3W-R022 Transparency Weaving

Rebecca Smith

Transparency weaving combines a sheer ground cloth with inlay designs. This workshop will appeal to tapestry weavers who want to use their skills in a new way, and to multi-shaft weavers interested in decorative wall hangings and window coverings. Students will learn to weave inlay shapes and explore overlapping patterns for depth. Students will weave their own transparency design during the workshop. We will conclude with display suggestions.

Required: 4-shaft loom, minimum 15" weaving width, 12 or 15 dpi. Must be able to warp a loom.

Materials fee: \$7. Level: Intermediate.

2-DAY WORKSHOPS

Thursday, Friday

9:00 AM–4:30 PM



2W-R023 Twining with a Twist: 2 and 3 Color Taniko

2W-R023 Twining with a Twist: 2 and 3 Color Taniko

Dawn Ahlert

This workshop starts with a slideshow presentation showing textiles from the Chilkat and Māori cultures, followed by Dawn's interpretations and ways that these can inspire the participants' designs. Create a Taniko-inspired twined mug rug incorporating 2 or 3 different weft colors. There are 9 patterns to choose from. Woven samples will be available for reference. Class participants will work on their own looms. This is a self-paced class.


Required: Frame or tapestry loom. Minimum 8" wide x 6" long.

Materials fee: \$25. Level: All.

1-DAY WORKSHOPS

Thursday

9:00 AM–4:30 PM



1W-R024 Beaded Kumihimo Immersion

1W-R024 Beaded Kumihimo Immersion

Adrienne Gaskell

Delve into the world of kumihimo beaded braids, a technique ideal for crafting stunning jewelry and more. You will learn how to select beads and cords, incorporate focal beads into your designs, and master braiding around an inner core. This class includes essential tips and tricks for creating exquisite beaded rope braids with intricate patterns. Students will use a kumihimo disk, with a marudai available for anyone interested to try.

Materials fee: \$50. Level: All.

1W-R025 Garneting For Textured Effects in Spinning and Weaving

Deborah Held

Garneting is a process where textile scraps are rescued for reuse by returning them to a fibrous state for spinning and/or blending once more. We'll use a wide array of scraps (wool, thrums, yarns, and some surprises) for glorious results in your intended yarns. Students will practice garneting with varied textures and materials, then spin their own tweed blend(s) for knitting, weaving, or crochet. Various results will be explored.

Required: Treadle wheel, e-spinner, or a few fast-spinning spindles. Must be able to spin & ply a basic yarn.

Materials fee: \$20. Level: Beginner.

1W-R026 The Magic of Illumination Paste

David Heustess

Join David Heustess in an exploration into the magic of "illumination paste." It's a bit of chemistry, a magical twist at times, and a lot of fun as we discover different methods to apply illumination paste to handwoven fabrics, dyed silk scarves,

and man-made cloth using an array of application techniques. Hold on for this magical carpet ride of possibilities and start your own journey to creating your own "magical" fabrics.

Materials fee: \$20. Level: All.


1W-R027 Name Drafts, 8 Shafts, and Parallel Threadings

Denise Kovnat

Using Fiberworks and/or graph paper, weavers will learn how to create name drafts and, as an aside, how to design overshot patterns from them – but the emphasis will be on creating Echo and Jin patterns from their name drafts, with a look at color choices as well. Weavers will come away with their own custom name-draft designs to use in their work at home.

Must know how to read a draft.

Materials fee: \$25. Level: Intermediate.



1W-R028 Sulawesi Tablet Weaving

1W-R028 Sulawesi Tablet Weaving

Stacy Schlutsmeier

The technique called Sulawesi, from the island of the same name in Indonesia, is a flexible and elegant technique that creates crisp diagonal lines on a textured background. Aimed at tablet weavers who want to improve their skills, students will learn how to setup a warp and weave Sulawesi patterns, as well as how to understand the mechanics in order to design their own patterns and troubleshoot problems.


Must have previously made at least 3 tablet woven bands.

Materials fee: \$15. Level: Intermediate.

3-HOUR SEMINARS

Thursday morning

9:00 AM–12:00 PM




SS-RA029 Direct Warping on a Sectional Beam

SS-RA029 Direct Warping on a Sectional Beam

Emerson Croft

This presentation will provide a thorough explanation of the sectional warping processes used in a mid-size production weaving studio that warps up to 200 yards at a time. It will cover different setups, materials, and equipment you might use, tips for achieving an even warp with good tension, and more. Pictures and videos of processes described will leave attendees feeling ready to pursue direct sectional warping in their own practice.

Materials fee: \$0. Level: Beginner.



SS-RA030 Hitomezashi Sashiko Structures

SS-RA030 Hitomezashi Sashiko Structures

Beth Ross Johnson

This hands-on workshop will provide an overview of Hitomezashi Sashiko, a style of Japanese folk stitching originally used to reinforce, piece together and embellish clothing and other textiles. Materials will be provided for this stitching workshop. The gridlike, geometric structure has an appeal to weavers who can use it for stitching on handwovens or adapt these patterns to weaving. The use of a free online design program will be discussed.

Materials fee: \$18. Level: All.



SS-RA031 Origami Wrapped Journal

SS-RA031 Origami Wrapped Journal

Barrie Mason

This hands-on workshop will lead you step by step through the book making process. You'll make a 6"x 4 1/2" journal with 72 pages of 80 lb drawing paper. Pages will be wrapped in origami paper and covered in your choice of leather, KraftTex, vinyl, or cork fabric with a button or stud closure. In the process you will learn basic bookmaking skills and leave with a journal distinctively your own.

Materials fee: \$20. Level: Beginner.

SS-RA032 Double Weave Drafting

Marcia Weiss

Are you interested in weaving multi-layers, but not certain where to start? Participants will explore the exciting possibilities of double weave, including: vertical tubes, horizontal tubes, double width fabric, checkerboard pockets, two single layers, double and single cloth in one fabric, pleats, and more. Learn the five steps to draft double weaves, including the magic step. Participants will create weaves, threading, tie-up and treadling.

Materials fee: \$5. Level: All.

90-MINUTE SEMINARS

Thursday morning

9:00 AM–10:30 AM

S-RA1033 Inspiration and Garment Design with Handwoven Fabrics

Susan Lazear

Handwoven fabrics are incredibly amazing. They combine color, texture, fiber, and structure and provide us with a material that is unique. Designing for Handwoven clothing should be fun and the process cutting the fabric should not be a hindrance. Susan Lazear will share inspirations and various decisions one makes when choosing styles and picking or creating patterns for handwoven fabrics. She will also cover sewing and finishing techniques.

Materials fee: \$0. Level: Intermediate.

S-RA1034 The Art History of Fiber Arts

Robin Monogue

Join us on a romp through art history as we explore how artists have portrayed spinning and weaving through the centuries. Weavers and spinners have long been a subject of interest to artists, whether focused on the craft or the person making it. Let's have some fun viewing beautiful artwork as we see how the fiber arts have been depicted from ancient to modern times.

Materials fee: \$0. Level: Beginner.

S-RA1035 Tai Chi for Weavers

Amanda Robinette

Tai Chi is a Chinese martial art now widely practiced for health and balance. It's easy and requires no special clothing or gear. Tai Chi for Weavers is designed to address the ergonomic issues of weavers, who are sometimes frustrated when discomfort, pain, exhaustion, or injury prevents them from doing what they love. Try out these exercises and learn how your body can work better for you so your weaving time can be more rewarding!

Materials fee: \$0. Level: Beginner.

Thursday morning

11:00 AM–12:30 PM



S-RA2036 Amazing Lace

S-RA2036 Amazing Lace

Ellen Hess

Lace is more than a fine, open fabric. We will journey through many historical types of lace and lacemaking techniques, and see how they relate to handwoven lace structures. Learn the real differences between Mock Leno, Huck lace, Spot Bronson and Swedish Lace, so that you can choose the exact lace structure to suit your project. You will realize that for weavers, "Lace is More."

Materials fee: \$0. Level: All.

Sessions

S-RA2037 Ikat Velvet in Uzbekistan

Barbara Setsu Pickett


Explore the dazzling colors and geometric patterns in Uzbek ikat and ikat velvet. Learn the design/dyeing processes, from the undyed silk filaments to finished cloth. See the equipment used to make 300-meter warps and the system of three dye baths. Learn about the libit, the iskat, and the 3 traditional design formats. See how the pile is cut with a sharp blade. After the slideshow, students are invited to closely examine ikat velvets.

Materials fee: \$5. Level: All.

3-HOUR SEMINARS

Thursday afternoon

1:30 PM–4:30 PM



SS-RP038 The Business Side of Fiber Arts

SS-RP038 The Business Side of Fiber Arts

Margery Erickson

Take your fiber hobby to the next level. Join Margery as she shares her thirty-year journey. During this seminar you will learn ways to help determine pricing, how to share images and recordings, selling in-person or using consignment venues, and review web platforms for selling online. This information will help you create a business plan to meet your personal needs. A copy of the presentation will be available for attendees after the session.

Must have computer experience.

Materials fee: \$0. Level: Beginner.

SS-RP039 Creating Patterns for Simple Styles Using Body Proportions

Susan Lazear

This seminar will teach you how to build simple patterns for garments based on your body proportions. Students will measure their body to determine key measurements and then they will learn how to translate sample patterns to their shape. Although very simple in shape, these garments can be quite elegant when made with

a beautiful fabric, whether woven, commercial or knit/crochet. Students will leave with at least three patterns in hand.

Materials fee: \$0. Level: Beginner.



SS-RP040 Weaving with T-Shirts and Making T-Shirt Yarn 3 Ways

SS-RP040 Weaving with T-Shirts and Making T-Shirt Yarn 3 Ways

Amanda Robinette

T-shirts are an abundant source for rag-weaving items like rugs and placemats, but the stretchiness of the fabric can cause problems with selvages and draw-in if they are not prepared correctly. In this workshop, you will learn how to make stable, non-stretchy t-shirt yarn three different ways, depending on the type of yarn you would like to have and what your intended project will be. We will weave mug rugs as samples to take home.

Required: Floor, table, or rigid heddle loom with reed/heddle for a 12 to 12.5 epi/dpi. Must be able to warp a loom.

Materials fee: \$0. Level: Intermediate.

90-MINUTE SEMINARS

Thursday afternoon

1:30 PM–3:00 PM

S-RP3041 Deflection Detection: How to Bend Threads

Ellen Hess

What makes some weaves form lovely curves and circles rather than 90 degree grids? Learn the secrets of weave structures that use deflecting threads for their distinctive looks and textures: lace weaves, honeycomb, waffle, M's and O's, surface weave effects and deflected double weave all share a common quality that allows them to 'live off the grid'. Find out how to harness the power of these fascinating deflected weave structures.

Must be familiar with basic weave structures (like plain weave and basket weave).

Materials fee: \$0. Level: Intermediate.

S-RP3042 Velvet Powerloom Makes Cloth for Decoy Tanks

Barbara Setsu Pickett

Today's fake armaments took lessons from Listers, the cutting-edge company in WWII Bradford, England who invented the face-to-face velvet powerloom and modified it to produce Resilitex, a tubular doublecloth that could be imbued with neoprene and inflated and molded into full-size dummy tanks and military trucks. This new defense division was called Deceptive Textiles. Churchill convinced Roosevelt to launch the Ghost Army in the USA.

Materials fee: \$0. Level: All.

Thursday afternoon

3:30 PM–5:00 PM



S-RP4043 Mending Handwoven Cloth

S-RP4043 Mending Handwoven Cloth

Erin Miller

What do you do when a thread breaks while you're weaving? In this lecture-style seminar, Erin will cover a variety of handy techniques for addressing thread breaks, knots, and yarn inconsistencies both on and off the loom. Students will leave with a printed guide and an assortment of Erin's favorite mending needles so they are prepared to mend on their own.

Materials fee: \$10. Level: All.

S-RP4044 Weaving for the Future: Exploring Sustainability Trends for Weavers

Sydney Sogol

Let's chat about weaving for a brighter future! We'll dive into the latest sustainability trends for both hobbyists to professional weavers. We will explore exciting developments in fiber making from the local fiber shed movements to innovative yarns. Explore various ways to adopt greener practices in your studio to reduce waste.

Materials fee: \$5. Level: All.

FRIDAY August 14

3-DAY WORKSHOPS

Friday, Saturday, Sunday

9:00 AM–4:30 PM

3W-F045 Mosaic Nuno Felt Garments

Patti Barker

Create a mosaic Nuno felt jacket or dress using gorgeous silks and fine merino wool. Participants will learn basic pattern resist making, including a discussion on shrinkage. Tips and tricks will be shared on incorporating recycled specialty fabrics.

Some Nuno felt experience required.

Materials fee: \$120. Level: Intermediate.

3W-F046 Exploring Shape Through Overshot

Rachel Snack

Overshot is a complex and multi-faceted weave structure that once unlocked, can lead to many different pattern variations. In this workshop, students will learn how to read an overshot draft, weave with two shuttles, track multiple picks while weaving, and create different patterns from a single weave draft. By manipulating supplemental yarns, students will learn how to “draw” different shapes within a piece of woven cloth.

Required: 4-shaft table or floor loom (6-treadle), minimum 12" weaving width, reed to accommodate 20 epi. Must be able to read a draft and warp a loom.

Materials fee: \$0. Level: Intermediate.

2-DAY WORKSHOPS

Friday, Saturday

9:00 AM–4:30 PM

2W-F047 Dye-licious– Colors to Feast On

Sydney Sogol

We will take raw white yarn and breathe new life into it by creating unique colorways from inspirational images. Using Fiber Reactive MX dyes we will dive into the wonderful world of dyeing cellulose fibers. We will cover a larger array of techniques to achieve such effects as: semi solid, tonal, speckles, handpainted, and a modern twist on ikat! We will work with both the raw dye pigment powders, and liquid dyes.

Must know how to wind a warp and skeins or purchase blank warps and skeins.

Materials fee: \$25. Level: All.

2W-F048 Tapestry with Texture

Jeane Vogel

Take your tapestry weaving to the next level with texture! Students will learn a variety of techniques to embellish their designs, including soumak, pulled warp, knots, örms (worms), supplemental weft, supplemental warp, and woven structures over 2-5 warps. We'll weave a sampler so you'll have all the skills you need to add texture to your next design.

Required: Pre-warped tapestry or frame loom, 8-10 epi, minimum 10" weaving width. Must be able to warp a loom.

Materials fee: \$10. Level: Intermediate.



2W-F049 L'Amour de Maman; Acadian Weaving

2W-F049 L'Amour de Maman; Acadian Weaving

Melissa Weaver Dunning

L'Amour de Maman/A Mother's Love is the charming French phrase for a handwoven wedding dowry. This class highlights fabrics & techniques from early French settlements in maritime Canada that were carried to modern day Cajun Louisiana. Beginning and advanced weavers alike will be amazed at the variations of pattern possible with just 2 harnesses and a few simple techniques. Working on their own looms, students will weave samples of these textiles.

Required: 4-shaft table or floor looms. Must be able to read a draft and warp a loom.

Materials fee: \$0. Level: Intermediate.

1-DAY WORKSHOPS

Friday

9:00 AM–4:30 PM

1W-F050 Edge Finishing+ Sewing Seams for Hand-Woven Garments

Sandy Cahill

Do you have lots of woven fabric and wonder what garments to make? Many weavers need a little boost in their sewing skills to complete their dreams

of making clothing from their hand-woven fabric. In this 1-day hands-on workshop, you will complete three useful take-home samplers as you learn a unique reversible seam and four different edge finishing techniques for hand-woven fabric.

Required: Sewing Machine. Must be able to operate a sewing machine.

Materials fee: \$40. Level: Intermediate.


1W-F051 Introduction to Hand Brooms with Plaiting

Hunter Elliott

Expand your fiber art knowledge by learning the basics of the art of broom making. This session will show you techniques that will allow you to make your own hand broom and give you the knowledge to continue the craft in the future. We will discuss basic hand broom construction, plaiting techniques, materials, broom history, and basic tools needed to make brooms.

This class requires moderate hand strength and dexterity.

Materials fee: \$65. Level: All.



1W-F052 One, Two, Three Twill on the Rigid Heddle Loom

1W-F052 One, Two, Three Twill on the Rigid Heddle Loom

Gretchen Fancher

One loom, two heddles, three sheds. Students will learn to sley two heddles and set up floating selvages to weave twill on their rigid heddle looms. We will explore the different twill patterns resulting from changing the order in which the three sheds are worked.

Required: Rigid heddle loom and two independent heddles. Must be able to warp a rigid heddle loom and weave plain weave without assistance.

Materials fee: \$0. Level: Intermediate.

Sessions

1W-F053 Color Theory and Parallel Threadings

Denise Kovnat

This workshop offers concepts and principles that can help weavers create parallel-threaded designs that, when combined with the right weft, can make a fabric sing. How is this accomplished? By using the principles of color harmony and color interaction, as promoted by color theorists such as Johannes Itten and Josef Albers, among others. Further, weavers benefit from learning certain principles of how our eyes perceive color.

Materials fee: \$0. Level: All.

1W-F054 All Day Dye - 2 in 1

Nancy Macali

Learn to ice dye and make fabulous ombre gradations! This all-day class will cover dyeing both wool and cotton. The ombre portion will focus on two different gradation methods. The first technique will use a single color to create a range of values from dark to light. For the second technique, we will blend two colors to achieve a smooth transition from one to the other. Don't miss this opportunity to enhance your dyeing skills!

Materials fee: \$50. Level: Beginner.



1W-F055 Instant Silk Dyeing with Colorhue

1W-F055 Instant Silk Dyeing with Colorhue

Barbara Setsu Pickett

Experience Colorhue, the concentrated, nontoxic, fiber reactive dye for silk. It needs no auxiliary chemicals or heat, only water. It fixes immediately, no batching or ironing to set color. It strikes instantaneously making iridescent effects. Less time, labor and expense. Minimal rinsing. Quick clean up. Students immersion dye samples in the 10 base hues, a 21-hue triaxial color scale from 3 primaries, and take away an iridescent silk scarf.

Materials fee: \$50. Level: All.

1W-F056 Complex Doubleweave, 4 to 16 Shafts

Gretchen Romey-Tanzer

This session will focus on inventing Doubleweave compositions on paper with colored pencils and rulers. Digital drafting programs for Doubleweave design will be addressed but not used in class. Color and design, fiber choice and the cloth's function will be considered when creating visual depth illusion for effective compositions. Finished working drafts and plans is the session's goal.

Must be able to read a draft and warp a loom.

Materials fee: \$15. Level: Intermediate.

1W-F057 Beginning Inkle Weaving

Angela Schneider

Use simple, portable looms to weave narrow bands. Warp-faced woven bands have dozens of applications, including straps, handles, trim, and material for constructing larger items. Make coordinating bands to go with your other creations! Participants will select a pattern or design their own, warp the loom, and weave a band.

Required: Inkle loom.

Materials fee: \$2. Level: Beginner.



1W-F058 Hat on a Ball!

1W-F058 Hat on a Ball!

Ruth Walker

Felt a hat in a day! Beth Beede's "Hat on a Ball" can be done at the kitchen sink & adjacent counter. Ruth's papier-mâché adaptation promotes color & design control. Why does wet wool felt? Various breeds will be sampled. The technique demonstrated, participants choose dyed, permanently mothproofed Merino wool & embellishments. The project begins, takes all day, and ends with proper finishing. All will complete their hats, to enjoy forever!

Must be able to stand for 2 hours at a time.

Materials fee: \$60. Level: All.

3-HOUR SEMINARS

Friday morning

9:00 AM–12:00 PM

SS-FA059 Intro to Temari Balls

Adrienne Gaskell

In this introductory class, students will discover the essential techniques for crafting their very first temari ball, while learning the traditional kiku herringbone stitch. The instructor will provide a prepared mari ball, allowing students to focus entirely on executing their designs. Demonstrations will include different ways to prep and wrap the mari, along with tips for accurately creating dividing lines.

Materials fee: \$20. Level: All.



SS-FA060 Best Practices in Fractal Spinning

SS-FA060 Best Practices in Fractal Spinning

Deborah Held

Fractal spinning is a means of color management in spinning, resulting in meandering, heathering, and intersecting striping in your final knitted yarn. Spend a fun-filled and educational few hours learning the history of fractal spinning, what types of fiber(s) work best for this type of color management, how to split your fiber for a fractal 2-ply, 3-ply, and more.

Required: Treadle wheel, e-spinner, or spindle. Must be able to spin & ply a basic yarn.

Materials fee: \$15. Level: Beginner.

SS-FA061 Ply-Split Braiding - Get Started!

Helen Leaf

For anyone curious, wanting to know more, or wanting to get started, great! This session will help with that. Students will learn the basics of ply-split braiding, making three small projects. Students will work with the two main ply-split braiding structures known as POT and SCOT, will learn about quarter twists, and will know how to take things further after the session, gaining a practical and simple grounding in ply-split braiding.

Materials fee: \$20. Level: Beginner.

SS-FA062 Getting Unstuck with Tablet Weaving

Stacy Schlutsmeier

There are many ways a new tablet weaver can get stuck. It can be hard to find guidance on things such as how to sort through the various loom options, what yarn to use, how to read patterns from different sources, and many other issues. This interactive lecture and demonstration will help participants to get "unstuck" and find tablet weaving success. Participants are encouraged to bring their own questions.

Materials fee: \$0. Level: All.

SS-FA063 Woven Realities: Creating Digital Art from Your Weaving with AI and Glitch Techniques

Alanna Wilcox

In this 3-hour hands-on seminar, Alanna Wilcox will guide participants in using AI and glitch art tools to transform their woven fabric into digital artwork. Attendees will learn how to photograph their weaving, explore AI tools to generate digital interpretations, and experiment with glitch techniques for abstract designs. Perfect for weavers curious about digital tools, this session offers a creative blend of analog craft and digital expression.

Materials fee: \$0. Level: All.



SS-FA064 Ikat Shifting: Eight Techniques

SS-FA064 Ikat Shifting: Eight Techniques

Mary Zicafoose

This seminar is a concentrated tutorial demonstrating eight warping techniques for creating beautiful shifted patterns and imagery on an ikat warp. The sequential steps of creating an ikat warp and then enhancing it through the shifting process will be illustrated through slideshow and lecture. Absolutely no equipment is necessary.

Must be able to warp a loom.

Materials fee: \$0. Level: Intermediate.

90-MINUTE SEMINARS

Friday morning

9:00 AM–10:30 AM

S-FA1065 How Body Measurements Impact Your Clothing Pattern

Susan Lazear

A little knowledge up front goes a long way to fit and create great clothing. Learn how to take meaningful and accurate body measurements. We will discuss which parts of a pattern (knit or sewn) are impacted by proper and improper measurements. Gain a better understanding of why some patterns work and others don't, and apply your knowledge to correct patterns, based on your measurements before you even cut the fabric or cast on stitches.

Materials fee: \$0. Level: Beginner.

Friday morning

11:00 AM–12:30 PM

S-FA2066 From Pinterest to Pattern

Susan Lazear

Pinterest is a best-loved source of inspiration. Let's explore its use and go one step further to begin the process of translating what you see online into actual patterns you can sew. It's not about copying, but about adaptation. Learn how to read a garment and translate the style to measurements that you can use by choosing the right pattern, altering a pattern, or drafting your own. The process is logical and simple with many "aha" moments.

Materials fee: \$0. Level: Beginner.

3-HOUR SEMINARS

Friday afternoon

1:30 PM–4:30 PM

SS-FP067 Crafting Content: A Creative's Guide to Social Media

Andrea Alexander & Astrid Tauber

Makers will learn to share their creative journey online with confidence. This session will cover the basics of content creation for Instagram and YouTube from a fiber arts perspective. Participants will explore filming and editing simple videos, navigating social media, connecting with fellow makers, and building on-camera confidence. Whether for personal expression or monetization, this class will provide the tools to start sharing their craft.

Materials fee: \$0. Level: All.

SS-FP068 Fancy Mini Beanpot

Anne Bowers

Made in the traditional beanpot shape, this sweet basket is a great tutorial for those who want to improve their basket weaving skills. Students will learn how to twine, three-rod-wale, continuous weave, lash and rim. Small leather handles compliment the colorful rim. Size is approximately 5" x 5".

Must have some basket weaving knowledge.

Materials fee: \$42. Level: All.



SS-FP069 Braiding with Leather, Beads, and Rings

SS-FP069 Braiding with Leather, Beads, and Rings

Adrienne Gaskell

In this class, students will learn how to attach a kumihimo braid to a large ring pendant. Learn two different kumihimo braid structures to seamlessly flow from the attachment to the leather braid to the beaded braid. Students will use a kumihimo round disk to make their project.

Materials fee: \$35. Level: All.

SS-FP070 Cross-armed ("Turkish") Spindles: Cops and Draws

Deborah Held

The cross-armed spindle makes for a mesmerizing and highly versatile spin. Learn the many ways to wind a cop (from decorative to speed-winding) and how adaptable this spindle is to different spinning draws along the woolen to worsted continuum.

Required: Spindle. Must be able to spin & ply a basic yarn.

Materials fee: \$15. Level: Beginner.

Sessions

SS-FP071 Get Started Mending Handwovens

Erin Miller

What do you do when a thread breaks while you're weaving? Or you have a missed skipped thread that you didn't notice until you cut off? In this hands-on seminar, Erin will cover a variety of handy techniques for addressing thread breaks, knots, mis-treadles, and skipped threads both on and off the loom. We will then practice mending a few common mistakes together. Students will leave with a printed guide and an assortment of mending needles.

Materials fee: \$15. Level: All.

90-MINUTE SEMINARS

Friday afternoon

1:30 PM–3:00 PM



S-FP3072 Doup Leno Basics

S-FP3072 Doup Leno Basics

Marcia Weiss

Doup leno weaving can seem mystifying and magical. Participants will learn the steps for weaving a loom-controlled, lace-like fabric that is both beautiful and stable. In-class demonstrations will be accompanied by photographs, drawings, and technical "how-to" diagrams to illustrate the process. Participants will have the opportunity to weave on a demo loom that has been prepared for doup leno lace. Experience the joy of doup leno.

Materials fee: \$5. Level: Beginner.

S-FP3073 Ikat: Legends of Exotic Cloth

Mary Zicafoose

Ikat is a very refined & beautiful textile technique of resist-dyeing pattern into individual threads before weaving. It is a multi-phased fiber process resulting in graphically elaborate and vibrant woven cloth. Ikat wrapped yarns, when dipped in vats of dye,

instantly become timeless, immersed in an ancient partnership between intention, design, and color. This is an inspiring travelogue highlighting ikat cultures across the globe.

Materials fee: \$0. Level: Beginner.

Friday afternoon

3:30 PM–5:00 PM

S-FP4074 Stretchy Garments in History, or What's Sprang?

Carol James

How did they make stretchy garments in Ancient Greece? Those vertically striped leggings of Renaissance times? This presentation explores the textile technique called sprang, how it works and how it has been used. We begin with simple definitions and demos, threads on a frame, and every row of work yielding two rows of cloth. We take a trip through history to see how the technique has been used in the past and view suggestions for modern weavers.

Materials fee: \$0. Level: Beginner.



S-FP4075 Weaves of the Thunder Dragon: The Art of Bhutanese Textile Craft

S-FP4075 Weaves of the Thunder Dragon: The Art of Bhutanese Textile Craft

Marilyn Romatka

High in the Himalayas, for generations the artisans of Bhutan have woven the intricate designs of Bhutan's renowned textiles. Through captivating images, video clips, narration and music, the story of Bhutan's silk, cotton, and nettle weaving traditions comes to life. Explore the fabrics and the stories of Bhutan... no jet-lag required!

Materials fee: \$0. Level: All.

SATURDAY August 15

2-DAY WORKSHOPS

Saturday, Sunday

9:00 AM–4:30 PM

2W-S076 Cabbage Kale Kohlrabi

Anne Bowers

This basket is part of Anne's 'Vegetable Series' and is all about the color green! Students will begin class learning a new handle embellishment woven with reed, cane, and Japanese cane. Students will learn how to change color within the god's eyes, how to sight, whittle, and insert both primary and secondary ribs; weave on the diagonal and making the best use of a very wide variety of dyed reed and fiber in various sizes and shapes.

Experience constructing baskets is helpful.

Materials fee: \$115. Level: Advanced.



2W-S077 Sprang Lace

2W-S077 Sprang Lace

Carol James

So you've already dabbled in sprang, but now want to create those lacy designs. Make holes in your cloth on purpose. Receive expert help from someone who has examined sprang lace collections and has successfully recreated these designs. Pattern reading and writing are approached as tools to understand and plan the structures. Learn to recognise the different lace stitches and how to make them, enabling you to create your own sprang lace design.

Required: Sprang frame, minimum length 24". Must have completed Carol's Intro to Sprang class.

Materials fee: \$10. Level: Intermediate.

2W-S078 Ikat Warp Workshop

Heather Macali

Learn how to design, prepare, and dye an ikat warp. Ikat is a bundled resist dye technique creating a blurred effect. This course covers how to wind, prepare, and dye an ikat warp for an 80" scarf. We will be winding our warp for 12 epi, so each weaver will need access to a 12 dent reed when the warp is to be woven. All levels welcome - participants

should have a basic idea how to dress a loom, as we will not be weaving in the class.

Must be able to warp a loom.

Materials fee: \$65. Level: Intermediate.



2W-S079 Introduction to Tapestry and Dye

2W-S079 Introduction to Tapestry and Dye

Nancy Macali

In this workshop, we will begin by dyeing protein fibers with acid dyes in mason jars. While the fibers dry, we'll explore basic tapestry techniques and composition. On the second day, we'll use our dyed materials to create an 8" x 10" tapestry. Skills covered include warping a frame loom, plain weave, Ghiordes knots (cut and uncut), soumak stitch, and eccentric weft. Instructional videos will be available for future reference.

Materials fee: \$65. Level: Beginner.



2W-S080 Deflected Double Weave: Connections, Layers & Pockets

2W-S080 Deflected Double Weave: Connections, Layers, and Pockets

Janney Simpson

Deflected Double Weave on 8 shafts consists of plain weave and adjacent warp and weft floats. It is usually threaded in odd/even fashion making it possible to also weave traditional double layers of cloth. These layers can be integrated with DDW in

many interesting ways. Dramatic designs for scarves and shawls can be woven on the same threading. On a floor loom, a versatile skeleton tie-up eliminates re-tying. Table looms also work.

Required: 8-shaft table loom, or rising shed floor loom, 10" minimum weaving width, 12 or 15 dent reed. Must be able to read a draft and warp a loom.

Materials fee: \$0. Level: Intermediate.

1-DAY WORKSHOPS

Saturday

9:00 AM–4:30 PM

1W-S081 Double Weave with Two Heddles for Rigid Heddle Loom

Gretchen Fancher

Adding a second heddle to your rigid heddle loom opens up many possibilities. In this class students will learn direct warping with two heddles for plain weave and use that threading to weave double width buffalo plaid fabric (the contrasting colors help keep track of the warp ends as they travel through the heddles).

Required: Rigid heddle loom with two heddles that can be moved and stabilized independently. Must be comfortable direct warping and weaving plain weave without assistance.

Materials fee: \$5. Level: Intermediate.

1W-S082 Blending Boards: Going Against the Grain

Deborah Held

Break out of your blending board rut by putting this powerful fiber prep tool to use in wholly unexpected ways! We'll be replicating combed top (yes, really!), carding clouds, fully blending color, carding rolags that are indistinguishable from those made with hand cards, working with fleece, and more.

Required: Treadle wheel, e-spinner, or spindle(s). Must be able to spin & ply a basic yarn.

Materials fee: \$20. Level: Beginner.

1W-S083 Techniques to Create Dimensional Weaving

Denise Kovnat

With the aid of lots of yarn and woven samples from the instructor, weavers will learn how they can create bumps, pleats, buckles, and crimps using a combination of yarns, structure, and finishing. We'll take a deeper look at information from the instructor's book, "Weaving Outside the Box: 12 Projects for Creating Dimensional Cloth." Participants will not need to purchase the book to learn techniques from this workshop.

Materials fee: \$25. Level: Intermediate.

1W-S084 Ply-Split Braiding - Low-Tech Solutions

Helen Leaf

Ply-splitting, without the "must have" equipment of a cord winder and gripfid... possible? Yes! Students will learn these low-tech solutions, in this hands-on workshop. Each student will make cords with a drill, a block of wood and some hooks (also with just their hands), will learn the limits and the potentials of these, and will use them to make projects, with ply-split braiding and ply-split darning.

Materials fee: \$20. Level: All.

1W-S085 Split-Shed Weaving: Creating Imagery with Color Blending

Deborah Silver

Weave curves and blend colors using continuous wefts on a 4-shaft loom with no special equipment. In this one-day workshop, students will weave a pictorial image in the tied beiderwand structure (extended summer & winter) using a split-shed. Students will learn how to produce shading with yarn in order to create dimensional-looking imagery. This is the same technique Deborah Silver uses to weave pictorial imagery in her art.

Required: Pre-warped 4-shaft floor or table loom. Must be able to read a draft and warp a loom.

Materials fee: \$10. Level: Intermediate.



1W-S086 Pin Loom Weaving A to Z

1W-S086 Pin Loom Weaving A to Z

Margaret Stump

This class focuses on basic pin loom weaving skills including weaving first squares and building a "Flat Rat" bookmark with them, using unusual and challenging fibers, overlay patterns and essential pin loom joins. Participants have the opportunity to get a basic feel for weaving and joining pin loom squares that will prepare them for a variety of independent projects, including information about creating their own Eclectic Art Bag.

Materials fee: \$5. Level: All.

Sessions

3-HOUR SEMINARS

Saturday morning

9:00 AM–12:00 PM

SS-SA087 Sew a Mini Scarf - The Perfect Yarn Stash Buster

Sandy Cahill

This stash-busting project uses up ends of cones and small lengths of yarn to make a Mini Scarf using Sticky Fabri-Solvay, a sticky-back wash-away interfacing. You will lay out your yarns on the Sticky Fabri-Solvay, then sew "free-motion" style on a sewing machine to hold the yarn in place. When the stitching is complete you wash away the interfacing (using hot water and soap) and are left with the sewing machine thread holding the yarn together.

Required: Sewing Machine. Must be able to operate a sewing machine.

Materials fee: \$15. Level: Beginner.



SS-SA088 Beading & History with the Yellow Pocahontas Black-Creole Masking Indians of New Orleans

SS-SA088 Beading & History with the Yellow Pocahontas Black-Creole Masking Indians of New Orleans

Dianne Honore & Darryl Montana

Learn the history and basic beading techniques of the legendary Black Masking Indian tradition of New Orleans. You will create a beaded art piece under the direction of Big Chief Darryl and Big Queen Dianne. They will bring the century-old tradition to life through storytelling, chanting, and art!

Materials fee: \$20. Level: Beginner.

SS-SA089 Upcycling Sweater Yarn: Eco-Friendly and Economical

Pam James

In addition to the economic and environmental advantages of unraveling sweaters for yarn suitable for weaving, this seminar will focus on the incredible variety of yarn that is to be found outside

of traditional yarn sources. The instructor will show examples of yarn and items woven from repurposed yarn. Participants will bring appropriate sweaters (guidelines will be provided) and leave with balls of yarn ready for weaving.

Materials fee: \$0. Level: All.

SS-SA090 Color Wheels for Predicting Color in Fiber

Patricia Martin

This 3-hour seminar is focused on learning the basics of color for fibers. Different than paint or viewing the computer screen, we will review the definitions of colors on the color wheel and what they mean. We will explore how our eye mixes color and learn a few tricks to predict what our warp and weft will do when crossed. We will practice these skills by creating a color wheel.

Materials fee: \$25. Level: All.



SS-SA091 Passion for Plain Weave

SS-SA091 Passion for Plain Weave

Kathy Monaghan

This session will show you how to use color and weave, energized yarns, novelty yarns, sett, non-traditional materials, warp painting and ikat, plied and marled yarns, and tracking to make your plain weave fabrics sing.

Extensive samples, drafts, slides, and inspiration will expand what you thought this simple weave can do. Expand your weaving toolbox and bring surprising variations with the elements of art and the principles of design.

Materials fee: \$10. Level: Beginner.

SS-SA092 Magic with Ribbon: Dragon Boat Decorations

Marilyn Romatka

These handmade ornaments are colorful and elegant and are at home anywhere from the Christmas tree to hanging in a window. They are wound onto a base shape in a technique similar to – but simpler than – the exquisite Japanese Temari ball technique. No previous experience necessary.

Materials fee: \$20. Level: All.

SS-SA093 Woolen Spinning

Angela Schneider

Discover the wonder of woolen spinning. Most spinners start out learning to make smooth, compact worsted yarns. Take your spinning to the other extreme with woolen long draw from hand-carded rolags. This method maximizes loft, elasticity and warmth in your yarn, and it feels like magic! We'll cover fiber preparation and two long-draw spinning techniques, and discuss fiber selection.

Required: Single-drive spinning wheel (Scotch or Irish tension) OR e-spinner. Must be able to spin & ply a basic yarn.

Materials fee: \$20. Level: Intermediate.

90-MINUTE SEMINARS

Saturday morning

9:00 AM–10:30 AM

S-SA1094 Finish and Exhibit That Piece!

Jenny Schu

As fiber artists we can have a tendency to enjoy the process of creating a piece but not be prepared to finish or display it. We might start to solve these problems by considering what to do at the beginning stages or during the creation of your work. This seminar focuses on the importance of finishing and hanging decisions whether it is for home or exhibition, and encourages thinking outside the frame!

Materials fee: \$0. Level: Beginner.



S-SA1095 Planning Handwoven Wearables - Balancing Structure and Design

S-SA1095 Planning Handwoven Wearables - Balancing Structure and Design

Astrid Tauber

This class will explore the many factors that go into weaving fabric for garments and accessories. From understanding sett, bias, and yarn types to working with pattern scale and seam finishes, attendees will learn how to think through the planning of

handwoven garments and accessories. Discussion will also cover yarn choices, finishing techniques, and structural considerations, and discuss other sewing materials for footwear and bags.

Materials fee: \$0. Level: Intermediate.

Saturday morning

11:00 AM–12:30 PM

S-SA2096 Better Smart Phone Photography for Fiber Artists

Phyllis Carlyle

With the global adoption of smartphones, we all carry a powerful camera with us daily. This seminar tells you how to obtain higher quality images by utilizing built-in camera features plus simple in-phone editing on an iPhone. You will also learn useful tips for better organization when saving and managing files. Learn how to create better images to be more competitive when entering your art in shows and exhibits, or just for your own enjoyment.

Basic smart phone skills required.

Materials fee: \$2. Level: All.

S-SA2097 Amazing Hacks for Warping Front to Back

Jennie Hawkey

Discover little-known tricks that make warping as easy as pie, leaving you with more time to enjoy the creative process. And the best part is, you can walk away with not only the 'how-to', but a kit with several tools to take home and use on your own warp. So bring your curiosity and prepare for an unforgettable adventure into the art of warping. Shhh... don't tell anyone, but you're about to become a warping wizard!

Materials fee: \$0. Level: All.

3-HOUR SEMINARS

Saturday afternoon

1:30 PM–4:30 PM

SS-SP098 Beginning Sewing with Handwoven Fabric, Tips and Tricks

Chelsea Fremming

Participants will learn tips and tricks for sewing with their handwoven fabric and gain the confidence to cut and sew their beautiful fabric into usable pieces. Participants will cut and sew 2 different projects consisting of a handwoven keyfob and handwoven purse. The skills learned can then be used to sew other wearable art at home.

Must be able to operate a sewing machine.

Materials fee: \$0. Level: Beginner.

SS-SP099 Sheep & Wool School: The Primitives

Amy Manko

We will experience several breeds of "Primitive" style sheep. Included will be some you may have worked with before and some you may never have heard of yet! Amy scours the fields looking for oddball rare breeds to bring to class and she hopes you'll find a new favorite! We will start with her favorite primitive which is from a lovely island off the coast of Virginia, and talk about the history and attributes of these sheep and their wool.

Required: Spinning wheel, e-spinner, or spindle and basic fiber prep equipment. Must be able to spin & ply a basic yarn.

Materials fee: \$25. Level: Intermediate.



SS-SP100 Loomed Beadwork Basics and Beyond

SS-SP100 Loomed Beadwork Basics and Beyond

Kathy Monaghan

This simple technique can create the most amazing beaded bands and fabrics. Learn to design your pattern, build and warp the loom, create a basic woven band, and then explore additional design options. Finishing techniques will be discussed. Very simple tools, beautiful materials, and basic techniques make this accessible for many ages.

Includes complete plans for building your own loom and supplies for two samples.

Materials fee: \$25. Level: Beginner.

SS-SP101 Inkle Your Way: How to Design Custom Inkle Bands

Jennifer Williams

You want to weave an inkle band but cannot find "just the right design". This hands-on design workshop will explore the skills needed to create your own unique plain weave inkle bands. Design bands to match any project. Explore where to find design inspiration, drafting inkle patterns, techniques and tools for graphing patterns, and how to discover color and yarn combinations for the perfect inkle band.

Materials fee: \$15. Level: Beginner.

90-MINUTE SEMINARS

Saturday afternoon

1:30 PM–3:00 PM



S-SP3102 Road Trip: Intro to Digital Print Design

S-SP3102 Road Trip: Intro to Digital Print Design

Susan Lazear

Have you ever wanted to create your own fabric prints? This lecture will provide an overview of the process. It will cover the software necessary, explore design tools online, and then show you the process of uploading your images to Spoonflower. You will see how to create all-over prints using Photoshop Elements, Photoshop and Illustrator (Adobe products). Susan will also demonstrate Engineered Design with a Full-Scale PDF Garment Pattern.

Materials fee: \$0. Level: Beginner.

S-SP3103 Crafting Clarity: Writing Art Statements

Tina Linville

A compelling artist statement is essential for fiber artists to communicate the depth, meaning, and process behind their work. This session will provide practical strategies for writing clear, engaging, and authentic statements tailored to fiber-based practices. Whether you struggle with writing or want to refine your statement, this session will offer guidance to help you craft a statement that truly represents your artistic voice.

Materials fee: \$0. Level: Beginner.



S-SP3104 Bejeweled Yarns

S-SP3104 Bejeweled Yarns

Angela Schneider

Create a unique novelty yarn by recycling yarns scraps into flecks of color and texture. Garnetted yarns are a creative use for leftover yarns, weaving thrums, and jewel-toned sari silk scraps. We will prepare the add-ins, blend them with fresh wool, and spin new yarns. Once we've got the basic technique, we'll explore designing garnetted yarns for color and contrast.

Required: Spinning wheel, e-spinner, or spindle. Must be able to spin & ply a basic yarn.

Materials fee: \$10. Level: Intermediate.

Saturday afternoon

3:30 PM–5:00 PM

S-SP4105 The Wool Bump Project

Penny Lacroix

Starting with a carload of free fleeces, Penny used "wool bumps" to create delightfully cushy area rugs. This talk will explain the entire process, including extensive videos of the commercial processing in a Vermont mini-mill. It also includes a summary of the finances, as "free" raw material is not the same as "no-cost". Additionally, it will cover the hot topic of "made locally" and how it relates to this project.

Materials fee: \$0. Level: All.

S-SP4106 Card Trick: The *Magic* of Tablet Weaving

Marilyn Romatka

This lecture/demonstration class will offer a window into one of the best-kept secrets of the weaving world that it is possible weave with nothing but threads and a deck of cards! Originating in the Iron Age, this technique is enjoying a surge in popularity lately as it is re-discovered by weavers today. We will discuss the theory, history, and many of the weaving techniques themselves, and view a wide range of examples sure to awe and inspire.

Materials fee: \$0. Level: All.

SUNDAY August 16

1-DAY WORKSHOPS

Sunday

9:00 AM–4:30 PM


1W-U107 Gain Confidence to Sew a Well-Fitting Handwoven Garment

Phyllis Carlyle

Scared to cut into fabric you spent hours weaving? Wishing for better fitting results? Learn more about selecting patterns for handwoven garments. Cutting & sewing tips will provide you with more knowledge to achieve good results. The rest of the class will be spent on body measuring & pattern adjustments to help you achieve an attractive fit. This is your chance to have an experienced designer/seamstress help you fit a vest pattern to take home.

Basic garment making skills required.

Materials fee: \$15. Level: Intermediate.



1W-U108 Beginning Tenerife Lace - Little Woven Circles

1W-U108 Beginning Tenerife Lace - Little Woven Circles

Dell Christy

Tenerife Lace is a form of needle-woven lace that originated in the 16th century, probably in Spain. It is also a very portable craft! Traditional designs are circles or "wheels." In this class we'll start by talking about the history of this lace and the tools used to make it. We'll then try our hands at making one or more medallions using a kit that will be provided by the instructor.

Materials fee: \$20. Level: Beginner.

1W-U109 Monk's Belt: A Simple and Delightful Weave

Jennie Hawkey

With a tabby background and an array of pattern options, Monk's Belt is easy to understand and delightful to weave. Play with color, size and scale as you weave up a variety of samples or design cloth for a project. Using a pre-warped four shaft loom, participants will experiment with several variations of the warp on their loom, and leave with an understanding of how to design Monks Belt from Overshot patterns.

Required: 4-Shaft floor or table loom. Must be able to warp a loom.

Materials fee: \$0. Level: Intermediate.

1W-U110 Needle Felt a Sheep Using a Wire Armature

Irene Heckel-Volpe

Paying respect to one of our fiber sources! Needle felting a sheep using a wire armature. Great for beginners or a more experienced student who has not constructed or used a wire armature before. We will be using floral wire for the armature and learn to wrap fiber around the armature we create. Then adding locks to enhance the look of the sheep, along with eyes. Good start to learning how to use the armature to create a more lifelike critter.

Materials fee: \$10. Level: Beginner.

1W-U111 Ply-Split Braiding - Braid That Camel!

Helen Leaf

This workshop will go to the roots of ply-split braiding. Students will make a traditional pattern from the camel belts of Rajasthan, a pattern in POT and SCOT in black and white; it's something that all ply-splitters should make at least once. Students will also make a second, simpler camel belt braid, also in black and white. Students won't make a whole camel belt in the workshop, but will leave with the skills to do so!

Must have a working knowledge and be confident working in POT and SCOT AND know the difference between ¼ twist and ½ twist when working with 4-ply cords.

Materials fee: \$50. Level: Intermediate.



1W-U112 Warp Painting with Natural Dyes

Erica McCurdy

Have you ever wanted to play with the watercolor effect of warp painting but without the chemicals associated with standard dyes? Here's your chance to explore the beautiful world of natural dyes on a scarf size wool warp. Topics covered include: tying and managing a warp for scouring and mordanting, how to make and use natural dye extracts, sampling colors, using natural dye extracts to dye a wool warp, naturally dyed cloth care and washing.

Materials fee: \$50. Level: Beginner.

1W-U113 A Spinner's Breed Study

Alejandra Sanchez

This breed study will explore the history & culture of five sheep breeds and how they have historically contributed to the production of textiles. Students will spin & process fiber from the five breeds, study the wool in its raw form, and view both knitted and woven sample swatches. This class is a wonderful blend of historical, visual, & tactile learning. Breeds include: Navajo Churro, Leicester Longwool, Cheviot, Merino, and a Mystery Breed.

Required: Spinning wheel or e-spinner. Must be able to spin & ply a basic yarn.

Materials fee: \$35. Level: All.

1W-U114 Bead Weaving Sampler Variations: Right Angle Weave, Even Count Peyote, Basic Herringbone

Jenny Schu

Explore the exciting world of bead weaving by learning different types of stitches used to produce 2-Dimensional pieces with seed beads. In this class we will explore 3 different techniques used to stitch beads together for a variety of textured looks. This class will cover Even Count Peyote, Right Angle Weave and Basic Herringbone. Students will come away with a small sample of each type of stitch and instructions for future personal use.

Materials fee: \$10. Level: Beginner.

1W-U115 Sashiko Stitching on Sunprints

Jeane Vogel

This full-day workshop begins with basic understanding of Sashiko stitches and grid layout, then moves to creating 2-3 "one-of-a-kind" sun prints using specially coated fabric, plant materials, and the sun! Called cyanotypes, this is the oldest form of photography, dating to 1840. It creates a stunning blue fabric with white details left by the outline of the plants. We will then embellish the print with traditional Sashiko embroidery.

Materials fee: \$20. Level: Beginner.



1W-U116 Inkle Pick-up on Horizontal Stripes

1W-U116 Inkle Pick-up on Horizontal Stripes

Jennifer Williams

Unlock the design potential of simple horizontal stripes in this inkle weaving workshop! Using two contrasting colors, explore pick-up techniques that create stunning patterns. Learn to read and interpret horizontal stripe pattern drafts, how to weave various pick-up techniques, including pick and drop, abd block pick-up. This class is perfect for new and experienced inkle weavers ready to expand their pattern repertoire with eye-catching designs.

Required: Inkle loom. Must be able to warp a loom.

Materials fee: \$20. Level: Intermediate.

3-HOUR SEMINARS

Sunday morning

9:00 AM-12:00 PM



SS-UA117 Visible Mending with Speedweave Looms and Embroidery

SS-UA117 Visible Mending with Speedweave Looms and Embroidery

Kira Dulaney

Visible Mending is a creative way to extend the life of your clothing and household items while embellishing them for a unique look. Students will use Speedweave mending looms to create patches directly over fabric, either practicing or mending items they bring. We will discuss patching holes and practice embellishing with decorative embroidery. After this class, you'll look at holes and stains as opportunities rather than tragedies!

Materials fee: \$0. Level: Beginner.

SS-UA118 Whistle While You Warp

Sue Helmken

Do you love weaving but hate warping your loom? It doesn't have to be such drudgery! This class will cover cutting a warp, then dressing a loom front-to-back & back-to-front. Discussions will focus on when to use each method, and there will be plenty of tips for getting better results. For those of you who like to use different colors in your warps, there will be a demonstration of using a warping paddle.

Materials fee: \$5. Level: Beginner.

SS-UA119 Connecting Through Craft: Engaging Your Audience Online

Becka Rahn

Learn how to share your fiber art without the overwhelm! This class is designed for introverted artists who want to use blogs, newsletters, or social media in a way that feels authentic and sustainable. Together, we'll talk strategies to connect with your audience, create engaging content, and market your work, and help you choose the tech and platforms that fit your style while keeping creativity at the heart of your communication.

Materials fee: \$0. Level: Beginner.

SS-UA120 Bow Loom Weaving

Marilyn Romatka

The Bow Loom is an ancient technique using a simple, portable loom to make narrow, beaded bands. The technique is used in ethnic groups in Thailand to make bands for their exquisite headdresses. The weaving is quick and fun and is guaranteed to start conversations when weaving in public. No previous weaving experience is necessary and the loom goes home with students for many more hours of weaving. It's a great introduction to ethnic weaving.

Materials fee: \$20. Level: All.

SS-UA121 Beyond Plain Weave: Pick-Up Stick Patterns on the Rigid-Heddle Loom

Angela Schneider

Expand your rigid-heddle weaving with a collection of techniques that add great texture to plain weave. Angela will introduce you to patterns that can be created with one and two pick-up sticks, as well as how to work with multiple shuttles. Honeycomb, simple twills, and textured weaves await! Pair this session with Beyond Plain Weave: Hand-Manipulated Lace for two classes on the same warp.

Required: Rigid heddle loom. Must be able to warp a rigid-heddle loom.

Materials fee: \$0. Level: Intermediate.

Sessions

SS-UA122 Cobweb Spinning

Thomas Victor

When you are no longer a beginner at spinning and you want to spin some really exclusive fibers and stretch it further by spinning a really fine yarn. Maybe you enjoy weaving with your hand-spun yarn and want to break away from the chunkier yarns for more delicate fabrics. Fine hand-spun singles can be used for warp! Challenge yourself to fine tune your process and spin the finest yarn you can in this workshop.

*Required: Spinning wheel, e-spinner, or spindle.
Must be able to spin & ply a basic yarn.*

Materials fee: \$40. Level: Advanced.

SS-UA123 Norman Kennedy's Ethnic Spinning Slides

Melissa Weaver Dunning

Master Weaver & Spinner Norman Kennedy was born in 1933 and he kept an old-fashioned scrapbook from the time he was a teenager, collecting images of spinners and weavers from around the world. Melissa Weaver Dunning began her study of weaving and spinning in 1980 at The Marshfield School of Weaving in Vermont with Norman as her teacher. This program presents a fascinating selection of spinners from around the world with enlightening commentary.

Materials fee: \$0. Level: All.

90-MINUTE SEMINARS

Sunday morning

9:00 AM–10:30 AM



S-UA1124 Chilkat Warp Wrapping

S-UA1124 Chilkat Warp Wrapping

Ruth Hallows

At the hem of each Gwishhalaayt/Chilkat Dance Tunic, yarns secure grouped warps in a decorative ending to ensure the warps lay straight and the finished weaving is secure. The dancing tassel workshop includes presentation and cultural teaching on the history of Northwest Coastal People's weaving, instruction, and support for each participant to make a tassel, and concludes with Q&A.

Materials fee: \$20. Level: Beginner.

S-UA1125 Just Gamp It!

Penny Lacroix

"Sample, sample, sample" is heard everywhere in the weaving community. Gamps can be thought of as an array of samples. In this class, Penny will explain the why and how of using gamps effectively. She'll present specific examples to illustrate the benefits, uses, pitfalls, and design tips related to gamps. Participants will plan their own gamps, which can be woven at home later if they are inspired.

Materials fee: \$0. Level: All.

S-UA1126 The New Transparency: Innovative Designs for Transparency Weaving

Rebecca Smith

This seminar introduces innovative ideas for working with the open-weave structure of transparency weaving. An extensive slideshow presentation shows examples of transparency weaving from around the world, from its origins to today. Ideas for working with color, shapes, and incorporating alternative materials and weave structures such as lace will be introduced. Students will leave with a broad concept of what transparency weaving is and can be.

Materials fee: \$0. Level: All.

Sunday morning

11:00 AM–12:30 PM

S-UA2127 Creative Journaling for Weavers

Kristin Crane

In this seminar, Kristin will describe how nature journaling enhances creative work at the loom. She will share images of her journals and sketchbooks and her favorite tips and exercises for gathering and documenting inspiration from experiences as big as world travels to as small as morning walks. She will also give insight into how to take this inspiration and translate it into finished products, whether an art piece or functional cloth.

Materials fee: \$0. Level: All.

S-UA2128 Introduction to Split-Shed Weaving

Deborah Silver

In this lecture/demo, students will learn about the split-shed weaving process, a method of weaving freeform designs using continuous wefts on only 4 shafts. Students will receive handouts and an overview of the technique, including how to: apply the process to multiple weave structures, read drafts, perform the process on different loom types,

blend colors using two or more wefts, and use a cartoon. Includes lots of touchable samples.

Must be able to warp a loom and read a draft.

Materials fee: \$5. Level: Intermediate.

3-HOUR SEMINARS

Sunday afternoon

1:30 PM–4:30 PM

SS-UP129 Intro to Creative Tapestry Weaving

Kira Dulaney

Weaving is an ancient art that is easy to learn yet has endless possibilities, and tapestry weaving is a wonderful introduction. Unleash your creativity while playing with color and texture! We will use a simple frame loom to make an artistic wall hanging while exploring plain weave as well as rya fringe, soumak, and clasped weft weaving techniques. Students are encouraged to play with color and texture in this fun workshop!

Materials fee: \$45. Level: Beginner.



SS-UP130 Color Choices for Pattern Weaving

SS-UP130 Color Choices for Pattern Weaving

Sue Helmken

Color choices make such a difference in woven patterns. They can make the pattern look stark, tone it down to a subtle pattern, or almost conceal it. Color placement can make a simple pattern look more complex. There are many factors to consider when choosing colors. By studying woven samples and making color swatches, you can choose color combinations that work for your projects.

Materials fee: \$10. Level: Beginner.



SS-UP131 Infinite Energy: Designing Stripes and Plaids

SS-UP131 Infinite Energy: Designing Stripes and Plaids

Kira Keck

In this workshop, participants will learn multiple strategies for designing compelling stripes and plaids. We will analyze examples of historical and contemporary stripes with an emphasis on proportion and contrast. These will serve as inspiration for thread wrappings and drawings, starting with a simple 2-color stripe and working our way to multi-colored plaids. These strategies can be applied to handweaving as well as other fiber arts.

Materials fee: \$10. Level: Beginner.

SS-UP132 Continuous Strand Weaving on a Triangle Loom

Penny Lacroix

Continuous strand weaving seems counter-intuitive to weavers who are accustomed to a fixed warp and a shuttled weft. How does it work? How can color patterns be achieved? On a shawl-sized triangle loom, it takes about 10 hours to complete a project. For the class, Penny has mini triangle looms that can be woven in an hour. After learning (AHA!) how the looms work, participants will be able to design and weave their own mini-shawl in class.

Materials fee: \$0. Level: All.

SS-UP133 From Studio to Screen: Teaching Fiber Arts Virtually

Becka Rahn

Learn how to teach an engaging online class designed for fiber artists! Whether you want to record video or teach live via Zoom, this workshop covers everything from setting up your studio and filming techniques to structuring lessons and keeping students engaged. You'll gain practical tips for demos, tech setup, and choosing the right apps for editing. Perfect for artists looking to share their skills and grow their teaching practice online!

Must have computer experience.

Materials fee: \$0. Level: Beginner.

SS-UP134 Viking Knitting: Trichinopoly on a Dowel

Marilyn Romatka

This jewelry technique is not done with knitting needles, but instead with thin wire on a stick! Examples of these chains have been found in various archeological sites in Scandinavia dating back to the 8th century A.D. This technique can be used to make necklaces, bracelets and earrings. The chain looks exquisite and complicated, but the process is simple and straightforward. A fun, low-stress class.

Materials fee: \$18. Level: All.

SS-UP135 L'Amour de Maman

Melissa Weaver Dunning

The earliest European settlers arrived in Maritime Canada in 1632; called Acadians, they were soon caught in the political conflict between France & England and then forcibly removed from their homeland in 1755; spending ten long years imprisoned or homeless before eventually settling in Louisiana where they became known as Cajuns. 250 years later, Cajun weavers were following the same weaving traditions as their Acadian foremothers.

Materials fee: \$0. Level: All.

90-MINUTE SEMINARS

Sunday afternoon

1:30 PM–3:00 PM

S-UP3136 Ravenstail and Chilkat Weaving: Fiber Arts of Northwest Coastal People

Ruth Hallows

Chilkat and Ravenstail are complex finger-twined weaving styles created on gravity-hung bar looms developed by Northwest Coastal People indigenous to the river and coastal waterways of the Pacific Northwest. Join us as Tsimshian weaver, Ksm Lx'sgan Ruth Hallows, shares historical context, cultural significance, and technical knowledge of these resurging fiber arts through the lens of healing from the loss of traditional lifeways.

Materials fee: \$0. Level: All.

S-UP3137 Weaving Influencers of the 1950s

Mickey Stam

The 1950s was a period of a major growth in the popularity of handweaving. Several subscription newsletters with handwoven swatches were available for inspiration. This seminar explores the contributions of some of the publishers and

master weavers of the decade, such as Atwater and Bateman. While many of their names are known, most of us know little of their continuing influence. This seminar will help bring these weavers and their work to life.

Materials fee: \$0. Level: All.

Sunday afternoon

3:30 PM–5:00 PM

S-UP4138 Combinations and Collaborations

Angela Schneider

Have you ever thought about combining your weaving with another craft medium? Or stretching your creative boundaries by working with another artist? In this presentation, Angela will share a collection of her own multimedia works and collaborations with fellow fine craft artists, and discuss the creative and cooperative process behind them. Pieces combine fiber arts with other media including clay, glass, wood, metal, beads, paper, and painting.

Materials fee: \$0. Level: Beginner.



S-UP4139 Remodeling Your Loom


S-UP4139 Remodeling Your Loom

Thomas Victor

Interested in expanding your existing loom's capacity by building your own table or draw loom mechanics to replace or add to your current set-up? After a few re-configurations and counting, I will take you through the thought process of analyzing what movements need to happen, looking at different ways to create it. Pitfalls to look out for, useful or necessary tools, and how to choose materials. Would it even work for your loom?

Materials fee: \$0. Level: Beginner.

Session Grid

All Day 9:00 AM-4:30 PM		Wednesday		Thursday		
		3W-W002 Split-Shed Weaving Deep-Dive: Multiple Structures on 4 Shafts				
		2W-W010 Designing Four Shaft Boundweave				
		2W-W007 Rigid Heddle Weaving + Woven Shibori				
		1W-W011 Finger Manipulated Lace Weaves		3W-R022 Transparency Weaving		
		1W-W016 Lacy Waves Transparency		2W-R023 Twining with a Twist: 2 & 3 Color Taniko		
		1W-W017 Joyful Double Weave		1W-R027 Name Drafts, 8 Shafts, & Parallel Threadings		
		1W-W015 Tablet Weaving Basics		1W-R028 Sulawesi Tablet Weaving		
		2W-W009 Spin Your Own Yarn for Weaving: Drop Spindle Workshop				
		1W-W013 Blend & Spin Your ULTIMATE Sock Yarn		1W-R025 Garneting For Textured Effects in Spinning & Weaving		
		1W-W014 Handwoven Fabric as Amazing Journals				
		2W-W004 Weaving Cloth for Nuno Felting				
		2W-W006 Ply-Split Braiding: Mats & Baskets				
		2W-W005 Wet Felting + Needle Felting Blue Heron Wool Painting				
		2W-W008 Introduction to Wet Felting: Slippers				
		1W-W012 Intro to Kumihimo Braiding		1W-R026 The Magic of Illumination Paste		
				1W-R024 Beaded Kumihimo Immersion		
		2W-W003 Wear your Weaving: Sew a Simple Jacket with Handwoven Fabric				
		3W-W001 Wedge Weave				
Morning 9:00 AM-12:00 PM		9-12	SS-WA018 All Knotted Up–Shibori		SS-RA029 Direct Warping on a Sectional Beam	
					SS-RA032 Double Weave Drafting	
					SS-RA030 Hitomezashi Sashiko Structures	
					SS-RA031 Origami Wrapped Journal	
		9-10:30	S-WA1019 Developing Color Ideas from Visual Inspiration Images		S-RA1033 Inspiration & Garment Design with Handwoven Fabrics	
					S-RA1034 The Art History of Fiber Arts	
					S-RA1035 Tai Chi for Weavers	
11-12:30			S-RA2036 Amazing Lace			
			S-RA2037 Ikat Velvet in Uzbekistan			
Afternoon 1:30 PM-4:30 PM		1:30-4:30	SS-WP020 Playing with Blocks Summer & Winter Made Easy		SS-RP040 Weaving with T-Shirts and Making T-Shirt Yarn 3 Ways	
			SS-WP021 Twisted Shibori with Bengala Mud Dyes		SS-RP039 Creating Patterns for Simple Styles Using Body Proportions	
					SS-RP038 The Business Side of Fiber Arts	
		3:30-5	1:30-3	 Scan to access a Conference Planning Worksheet		S-RP3041 Deflection Detection: How to Bend Threads
S-RP3042 Velvet Powerloom Makes Cloth for Decoy Tanks						
S-RP4043 Mending Handwoven Cloth						
S-RP4044 Weaving for the Future: Exploring Sustainability Trends for Weavers						

Basket Making	Braiding	Cultural/Historical Lecture	Design Process	Dyeing	Felting	Professional Development	Sewing	Spinning	Tapestry	Weaving	Other
---------------	----------	-----------------------------	----------------	--------	---------	--------------------------	--------	----------	----------	---------	-------



Friday	Saturday
3W-W002 Split-Shed Weaving Deep-Dive: Multiple Structures on 4 Shafts	2W-S080 Deflected Double Weave: Connections, Layers & Pockets
3W-F046 Exploring Shape Through Overshot	
1W-F052 One, Two, Three Twill on the Rigid Heddle Loom	1W-S081 Double Weave with Two Heddles for Rigid Heddle Loom
3W-R022 Transparency Weaving	
2W-R023 Twining with a Twist: 2 & 3 Color Taniko	1W-S085 Split-Shed Weaving: Creating Imagery with Color-Blending
2W-F049 L'Amour de Maman; Acadian Weaving	
1W-F057 Beginning Inkle Weaving	1W-S083 Techniques to Create Dimensional Weaving
1W-F053 Color Theory & Parallel Threadings	1W-S086 Pin Loom Weaving A to Z
1W-F056 Complex Doubleweave 4 to 16 Shafts	1W-S082 Blending Boards: Going Against the Grain
1W-F051 Introduction to Hand Brooms with Plaiting	2W-S077 Sprang Lace
1W-F058 Hat on a Ball!	2W-S076 Cabbage Kale Kohlrahi
3W-F045 Mosaic Nuno Felt Garments	
2W-F047 Dye-licious—Colors to Feast On	
1W-F054 All Day Dye—2 in 1	2W-S078 Ikat Warp Workshop
1W-F055 Instant Silk Dyeing with Colorhue	1W-S084 Ply-Split Braiding—Low-tech Solutions
1W-F050 Edge Finishing + Sewing Seams for Hand-Woven Garments	
2W-F048 Tapestry with Texture	
3W-W001 Wedge Weave	2W-S079 Introduction to Tapestry & Dye
SS-FA064 Ikat Shifting: Eight Techniques	SS-SA088 Beading & History with the Yellow Pocahontas Black-Creole Masking Indians of New Orleans
	SS-SA089 Upcycling Sweater Yarn; Eco-friendly & Economical
SS-FA062 Getting Unstuck with Tablet Weaving	SS-SA091 Passion for Plain Weave
SS-FA061 Ply-Split Braiding—Get Started!	SS-SA090 Color Wheels for Predicting Color in Fiber
SS-FA060 Best Practices in Fractal Spinning	SS-SA093 Woolen Spinning
SS-FA063 Woven Realities: Creating Digital Art from Your Weaving with AI & Glitch Techniques	SS-SA087 Sew a Mini Scarf - The Perfect Yarn Stash Buster
SS-FA059 Intro to Temari Balls	SS-SA092 Magic with Ribbon: Dragon Boat Decorations
S-FA1065 How Body Measurements Impact Your Clothing Pattern	S-SA1095 Planning Handwoven Wearables—Balancing Structure & Design
	S-SA1094 Finish & Exhibit that Piece!
SS-FP071 Get Started Mending Handwovens	S-SA2097 Amazing Hacks for Warping Front to Back
S-FA2066 From Pinterest to Pattern	S-SA2096 Better Smart Phone Photography for Fiber Artists
SS-FP070 Cross-armed ("Turkish") Spindles: Cops and Draws	SS-SP099 Sheep & Wool School: The Primitives
SS-FP068 Fancy Mini Beanpot	SS-SP098 Beginning Sewing with Handwoven Fabric, Tips & Tricks
SS-FP069 Braiding with Leather, Beads, & Rings	SS-SP100 Loomed Beadwork Basics and Beyond
SS-FP067 Crafting Content: A Creative's Guide to Social Media	SS-SP101 Inkle Your Way: How to Design Custom Inkle Bands
S-FP3072 Doup Leno Basics	S-SP3102 Road Trip: Intro to Digital Print Design
S-FP3073 Ikat: Legends of Exotic Cloth	S-SP3103 Crafting Clarity: Writing Art Statements
	S-SP3104 Bejeweled Yarns
S-FP4075 Weaves of the Thunder Dragon: The Art of Bhutanese Textile Craft	S-SP4106 Card Trick: The *Magic* of Tablet Weaving
S-FP4074 Stretchy Garments in History, or What's Sprang?	S-SP4105 The Wool Bump Project

Session Grid

All Day 9:00 AM-4:30 PM	Sunday						
	(Cont. from Saturday) 2W-S080 Deflected Double Weave: Connections, Layers & Pockets						
	(Cont. from Saturday) 3W-F046 Exploring Shape Through Overshot						
	1W-U108 Beginning Tenneriffe Lace—Little Woven Circles						
	1W-U109 Monk's Belt: A Simple & Delightful Weave						
	1W-U116 Inkle Pick-up on Horizontal Stripes						
	1W-U113 A Spinner's Breed Study						
	1W-U115 Sashiko Stitching on Sunprints						
	1W-U114 Bead Weaving Sampler Variations: Right Angle Weave, Even Count Peyote, Basic Herringbone						
	(Cont. from Saturday) 2W-S077 Sprang Lace						
	(Cont. from Saturday) 2W-S076 Cabbage Kale Kohlrabi						
	(Cont. from Saturday) 3W-F045 Mosaic Nuno Felt Garments						
	1W-U110 Needle Felt a Sheep Using a Wire Armature						
	(Cont. from Saturday) 2W-S078 Ikat Warp Workshop						
	1W-U112 Warp Painting with Natural Dyes						
	1W-U111 Ply-Split Braiding—Braid That Came!						
	1W-U107 Gain Confidence to Sew a Well-Fitting Handwoven Garment						
	(Cont. from Saturday) 2W-S079 Introduction to Tapestry & Dye						
Morning 9:00 AM-12:00 PM	9-12	SS-UA117 Visible Mending with Speedweave Looms & Embroidery					
		SS-UA118 Whistle While You Warp					
		SS-UA120 Bow Loom Weaving					
		SS-UA121 Beyond Plain Weave: Pick-Up Stick Patterns on the Rigid-heddle Loom					
		SS-UA122 Cobweb Spinning					
		SS-UA119 Connecting Through Craft: Engaging Your Audience Online					
		SS-UA123 Norman Kennedy's Ethnic Spinning Slides					
	9-10:30	S-UA1124 Chilkat Warp Wrapping					
		S-UA1125 Just Gamp It!					
		S-UA1126 The New Transparency: Innovative Designs for Transparency Weaving					
	11-12:30	S-UA128 Introduction to Split-Shed Weaving					
		S-UA127 Creative Journaling for Weavers					
Afternoon 1:30 PM-4:30 PM	1:30-4:30	SS-UP129 Intro to Creative Tapestry Weaving					
		SS-UP130 Color Choices for Pattern Weaving					
		SS-UP132 Continuous Strand Weaving on a Triangle Loom					
		SS-UP131 Infinite Energy: Designing Stripes & Plaids					
		SS-UP134 Viking Knitting: Trichinopoly on a Dowel					
		SS-UP135 L'Amour de Maman					
		SS-UP133 From Studio to Screen: Teaching Fiber Arts Virtually					
	1:30-3	S-UP136 Ravenstail & Chilkat Weaving: Fiber Arts of Northwest Coastal People					
		S-UP137 Weaving Influencers of the 1950s					
		S-UP138 Combinations & Collaborations					
	3:30-5	S-UP139 Remodeling Your Loom					
		Basket Making	Braiding	Cultural/Historical Lecture	Design Process	Dyeing	Felting
		Professional Development	Sewing	Spinning	Tapestry	Weaving	Other



Dawn Ahlert
McAllister, MT
1W-W011, 2W-R023



Andrea Alexander
Jersey City, NJ
2W-W003, SS-FP067




Kristin Crane
Providence, RI
S-UA2127




Emerson Croft
Berea, KY
SS-RA029



Chelsea Fremming
Turlock, CA
SS-SP098



Adrienne Gaskell
Saint Petersburg, FL
1W-W012, 1W-R024,
SS-FA059, SS-FP069




Ellen Hess
Cranford, NJ
S-WA1019, SS-WP020,
S-RA2036, S-RP3041



David Heustess
Brentwood, TN
SS-WA018, SS-WP021,
1W-R026




Kira Keck
Pontiac, MI
SS-UP131



Denise Kovnat
Rochester, NY
1W-R027, 1W-F053,
1W-S083




Heather Macali
Farmington Hills, MI
2W-W007, 2W-S078




Nancy Macali
Munroe Falls, OH
2W-W008, 1W-F054,
2W-S079

Leaders



Patti Barker
Archer, FL
3W-F045




Anne Bowers
Kearneysville, WV
SS-FP068, 2W-S076




Sandy Cahill
Parkville, MO
1W-F050, SS-SA087




Phyllis Carlyle
Kansas City, MO
S-SA2096, 1W-U107



Dell Christy
Acworth, GA
1W-U108



Kira Dulaney
Oakland, CA
SS-UA117, SS-UP129




Hunter Elliott
Berea, KY
1W-F051




Margery Erickson
Hanover, PA
SS-RP038




Gretchen Fancher
South Orange, NJ
1W-F052, 1W-S081




Geri Forkner
Sweetwater, TN
2W-W004



Ruth Hallows
Ksm Lx'sgan
Mesa, AZ
S-UA1124, S-UP3136




Jennie Hawkey
Hopewell, IL
S-SA2097, 1W-U109



Irene Heckel-Volpe
Candler, NC
1W-U110




Deborah Held
Atlanta, GA 1W-W013,
1W-R025, SS-FA060,
SS-FP070, 1W-S082




Sue Helmken
Clover, SC
SS-UA118, SS-UP130




Cecilia Ho
Greenville, SC
2W-W005




Dianne Honoré
New Orleans, LA
SS-SA088



Carol James
Winnipeg, MB, Canada
S-FP4074, 2W-S077



Pam James
Durham, NC
SS-SA089



Beth Ross Johnson
Black Mountain, NC
SS-RA030



Penny Lacroix
Westford, MA
S-SP4105, S-UA1125,
SS-UP132




Susan Lazear
San Marcos, CA S-RA1033,
SS-RP039, S-FA1065,
S-FA2066, S-SP3102




Helen Leaf
Nottinghamshire, UK,
2W-W006, SS-FA061,
1W-S084, 1W-U111



Tina Linville
Waco, TX
S-SP3103




Connie Lippert
Seneca, SC
3W-W001




Amy Manko
Hudson, OH
SS-SP099




Patricia Martin
San Luis Obispo, CA
SS-SA090



Barrie Mason
Excelsior Springs, MO
1W-W014, SS-RA031




Erica McCurdy
Maple Falls, WA
1W-U112




Erin Miller
Berea, KY
S-RP4043, SS-FP071


Leaders



Kathy Monaghan
Spokane, WA
SS-SA091, SS-SP100




Robin Monogue
Colorado Springs, CO
S-RA1034



Suzanne Person
Knoxville, TN
2W-W003




Barbara Setsu Pickett Eugene, OR
S-RA2037, S-RP3042,
1W-F055




Becka Rahn
Minneapolis, MN
SS-UA119, SS-UP133




Amanda Robinette
Valencia, CA
S-RA1035, SS-RP040



Marilyn Romatka
Bellevue, WA S-FP4075,
SS-SA092, S-SP4106,
SS-UA120, SS-UP134



Gretchen Romey-Tanzer
Orleans, MA,
1W-F056




Alejandra Sanchez
Mondovi, WI
1W-U113




Stacy Schlutsmeier
Seattle, WA
1W-W015, 1W-R028,
SS-FA062




Angela Schneider
Bartlett, TN 1W-F057,
SS-SA093, S-SP3104,
SS-UA121, S-UP4138




Jenny Schu
Lansing, MI
S-SA1094, 1W-U114



Deborah Silver
Cleveland Heights, OH
3W-W002, 1W-S085,
S-UA128



Janney Simpson
Gaylord, MI
2W-S080



Rebecca Smith
San Diego, CA
1W-W016, 3W-R022,
S-UA1126



Rachel Snack
Philadelphia, PA
3W-F046




Sydney Sogol
Durham, NC
S-RP4044, 2W-F047




Mickey Stam
Austin, TX
S-UP3137



Margaret Stump
Mankato, MN
1W-S086



Astrid Tauber
Orlando, FL
SS-FP067, S-SA1095




Thomas Victor
New York, NY
SS-UA122, S-UP4139




Jeane Vogel
Saint Louis, MO
2W-F048, 1W-U115




Ruth Walker
Columbia, MO
1W-F058




Melissa Weaver Dunning Shepherds-
town, WV 2W-F049,
SS-UA123, SS-UP135



Marcia Weiss
Collegeville, PA
1W-W017, SS-RA032,
S-FP3072



Alanna Wilcox
Rochester, NY
2W-W009, SS-FA063



Jennifer Williams
Orlando, FL
SS-SP101, 1W-U116



Susan Wright
Northfield, MA
2W-W010



Mary Zicafoose
Cedar Bluffs, NE
SS-FA064, S-FP3073



Scan to learn
more about
**Convergence®
Leaders**

Register early! Sessions fill quickly!

Everyone may attend Convergence®! Most events are open to the public, while others are exclusive to members and donors. Convergence® Value Packages (CVPs) and Session registrations are limited to Individual, Household, Student, and Professional Artist members of the Handweavers Guild of America, Inc. To join HGA or donate, visit our website at WeaveSpinDye.org.

Registration Dates

Registration for Convergence® Value Packages (CVP). Available for \$235 (and valued at more than \$315), the CVP offers the best pricing on event items and sessions:

- 25% discount on Session registration fees
- 1 Ticket to the Welcome Breakfast
- 1 Ticket to the Fashion Show & Dessert Reception
- 1 Ticket to the Thread Talks event
- 1 Ticket to the Keynote
- Daily admission to the Art Exhibits and the Marketplace, including the Demonstration Stage activities
- 1 HGA Tote Bag, sponsored by Louët B.V., and filled with goodies

Advanced Priority Registration opens October 13th at Noon ET

Priority Registration opens October 27th at Noon ET

General Registration opens November 10th at Noon ET

Registration for 1-, 2-, and 3-day workshops will close July 31, 2026. Meal plans should be purchased by August 6, 2026. Registrations received after July 31, 2026, are based on availability and are subject to an additional late fee of \$25

How to Register

Registration will be available until the session, event, tour, etc. is full.

- **Online** at WeaveSpinDye.org The preferred and secure registration method
- Phone (678) 730-0010 Available Monday through Friday, 10:00 AM–5:00 PM ET
- **To qualify for a 25% discount on sessions**, you must first complete the purchase of the CVP and receive email confirmation. If the CVP is not purchased and paid for, then the discount won't apply.

Supplies and Session Materials Fees

A supply list for all sessions can be downloaded at WeaveSpinDye.org. Materials fees cover the costs of the supplies provided by the Leader. Fees are payable to the Leader and collected onsite at the beginning of the Session. Please bring cash for the exact amount.

Equipment and Loom Rentals

If a session requires special equipment such as looms, spinning wheels, sewing machines, laptops, etc., it will be noted in the session description and supply list. HGA partners with local members and guilds to provide equipment for rent. If you need to rent equipment, please complete the rental agreement on our website.

Wait Lists

The Leader limits session size. If space becomes available, the first person on the Wait List will receive phone and email notification of the offer to register and will be required to respond within two business days; failure to do so will result in removal from the Wait List. If the registration is declined or no response is received, the registration will be offered to the next person on the list.

Session Changes

Presenters and Leaders are subject to change without notice. Attendees may change a session to another session with an equivalent or higher registration fee by emailing HGA@WeaveSpinDye.org by May 12, 2026. Changes will incur a \$25 administrative fee per session. Sessions may not be changed after May 12, 2026.

Cancellations

Sessions, tours, and jurors' talks require a minimum number of participants to run. HGA reserves the right to cancel if there is insufficient registration. If we must cancel, HGA will issue a full refund for the canceled session, tour, or juror's talk.

Cancellation requests for sessions, evening events (Fashion Show, Thread Talks, and Keynote), tours, and meals must be made by emailing HGA@WeaveSpinDye.org. Cancellation requests received:

- By January 30, 2026 - Receive a 75% refund
- By May 12, 2026 - Receive a 50% refund
- After May 12, 2026 - Non-refundable

CVPs are non-refundable and non-transferable. Day passes, exhibit entry fees, and jurors' talks are non-refundable.

HGA recommends purchasing travel insurance and reviewing your policy to ensure adequate coverage. Standard trip cancellation policies typically cover non-refundable expenses for specific reasons, such as sudden illness or severe weather. In contrast, a Cancel for Any Reason (CFAR) benefit can reimburse a percentage of costs for almost any reason, provided you purchase it within a specific window after booking your trip.

Donor Benefits

As a 501(c)(3) nonprofit, donations make up only 7% of HGA's revenue but they help HGA in our mission to educate, support, and inspire the fiber art community. Your gift enables HGA to continue to fund Convergence® interns who work side by side with instructors at the conference, as well as supporting our educational programs. Each year, we offer a range of benefits to express our appreciation to our donors.

Donors who give in 2025:

- **Advanced priority registration** (4 weeks earlier than general registration) is available to donors who give \$300 or more in 2025.
- **Priority registration** (2 weeks earlier than general registration) is available to donors who give \$100 or more in 2025.

Donors who give in 2026:

- **Early access seating** for the Convergence® Wearable Art Fashion Show and an invitation to the **Convergence® Supporters Reception: Celebrating Philanthropy** for donors who give \$100 or more in 2026.

- **Invitation to the Advocates Reception: Celebrating Small Expressions**, featuring a talk from the juror, for donors who give \$300 or more in 2026.

- **Invitation to the Friend Luncheon with our Convergence® Keynote Presenter** for donors who give \$500 or more in 2026.

How to Give

- **Online** at WeaveSpinDye.org HGA's preferred method
- **Call** (678) 730-0010
- **Mail** to Handweavers Guild of America, Inc.; 1201 Peachtree St. NE Ste. 200, Atlanta, GA 30361



Scan to Donate

Hotel & Travel

Hotel Reservations



Stay at the Conference Hotel and be a part of it all...

You will have a better Convergence® experience if you stay at the conference hotel. The proximity to Convergence® activities and the ability to network with other attendees make this an easy choice. Additionally, by staying at the conference hotel, you will help keep future Convergence® rates low.

The hotel rates negotiated by HGA include many benefits for you and our organization. Based on the number of rooms we reserve and occupy, the hotel provides complimentary meeting room space, exhibit space, and staff accommodations – savings

that are passed on to attendees through HGA's registration rates. If the Convergence® conference is unable to meet its commitment because attendees make reservations at other hotels, HGA is charged a fee to compensate for lost revenue. If this becomes a trend, HGA would be forced to increase the registration fee and cut services.

Hotel reservations should be made online or by calling the hotel directly and mentioning you are attending the Handweavers Guild of America's Convergence® Conference. Rates do not include taxes. If you have a car, parking is an additional cost, and rates are subject to change. If you are sharing a room with someone, make sure that you list that person when you register and that only one of you has reserved a room with the hotel.

Hotel blocks are expected to sell quickly. We encourage you to reserve early.

Conference Hotel

Sheraton New Orleans Hotel

500 Canal St.

New Orleans, LA 70130

(800) 325-3535 (Mention Convergence®)

Rate: \$130/night

HGA Rate Deadline: July 21, 2026

For more information and to make a reservation, visit WeaveSpinDye.org. If you need assistance, contact the HGA staff at (678) 730-0010.

Roommate Finder

HGA is offering a roommate finder service for attendees interested in finding a roommate for Convergence®. Visit WeaveSpinDye.org for details, disclaimers, and to be added to the list.

Travel

New Orleans' award-winning airport, Louis Armstrong New Orleans Airport (MSY), currently hosts 15 airlines, serving over 50 nonstop destinations. Taxi, rideshare, and car rental are available at the airport. If you travel by car, valet parking is available at the hotel at an additional charge. Within blocks of the hotel are several self-parking options.

Visitor Information

www.NewOrleans.com

Terms & Conditions

Notice of Filming and Photography

When you enter a Handweavers Guild of America, Inc. (HGA) event or program, you enter an area where photography, audio, and video recording may occur. By entering the event premises, you consent to interview(s), photography, audio recording, video recording and its/their release, publication, exhibition, or reproduction to be used for news, webcasts, promotional purposes, telecasts, advertising, inclusion on websites, social media, or any other purpose by HGA and its affiliates and representatives. Images, photos, and/or videos may be used to promote similar HGA events in the future, highlight the event and exhibit the capabilities of HGA. You release HGA, its officers and employees, and each and all persons involved from any liability connected with the taking, recording, digitizing, or publication and use of interviews, photographs, computer images, video, and/or sound recordings. By entering the event premises, you waive all rights you may have to any claims for payment or royalties in connection with any use, exhibition, streaming, web casting, televising, or other publication of these materials, regardless of the purpose or

sponsoring of such use, exhibiting, broadcasting, webcasting, or other publication irrespective of whether a fee for admission or sponsorship is charged. You also waive any right to inspect or approve any photo, video, or audio recording taken by HGA or the person or entity designated to do so by HGA. You have been fully informed of your consent, waiver of liability, and release before entering and attending Convergence®.

Health & Safety

Attendees will be required to acknowledge the following statement at the time of registration: Registrant agrees to follow all health and safety guidelines announced by HGA and/or the facility before and during the event. Registrant acknowledges and agrees that they are attending voluntarily and at their own risk, and release and waive any claim they might have against HGA, and its officers, directors, employees, and agents for any and all liability or responsibility for any illness, damages, or injury whatsoever that they may incur in connection with their attendance, including, without limitation, as a result of exposure to COVID-19 or the manner in which Convergence® is conducted.

We maintain a mask-supportive environment. We expect all attendees to carefully consider any risks they may pose to others and make informed decisions about their travel, as well as onsite and external engagement.

Mailing Lists

HGA supports our Marketplace vendors by providing a list of registered attendees (name, state/province, country, and email address only). Your participation supports small fiber art businesses, and your privacy is our top priority. If you wish not to include your name and email address on the list, you may opt out at registration. HGA does not sell our attendee list. If you receive an email from someone offering the Convergence attendee list for purchase, it is a scam.

Third Parties

HGA does not provide, endorse, or guarantee any third-party product, service, information, or recommendation listed in this book. The third parties listed are not affiliated with HGA and are solely responsible for their products and services. All trademarks are the property of their respective owners.

Volunteer

Make Your Experience Exceptional. More than 100 volunteers are needed to help make HGA's Convergence® conference a success. Volunteering is a great way to meet fellow fiber artists while providing a valuable service. Volunteers assist and support the following key areas of the conference:

- Exhibit Installation
- Exhibit Security
- Exhibit Dismantling & Pack-Up
- Fashion Show
- Marketplace Entry
- Marketplace Vendor Booth Sitters
- Registration and Volunteer Check-In
- Ticket Takers
- And more...

Volunteers who donate a minimum of two hours of their time will receive a complimentary Day Pass. Register to volunteer online at WeaveSpinDye.org.

Internships

Internships are available to students registered in accredited academic fiber arts programs in North America. With contributions from HGA's Donors, HGA covers all travel and lodging expenses for the Interns. Interns will assist Leaders in their classrooms, set up and tear down exhibits, work behind the scenes on the

Fashion Show, and perform miscellaneous conference duties as needed by the HGA Staff. Your gifts enable HGA to continue to fund Convergence® Internships and support our educational programs. For more information about donating, or to apply for a Convergence® Internship, visit WeaveSpinDye.org.




Sponsorship Opportunities

Put your business in the spotlight. We understand that the dollars you spend need to bring the maximum benefit. Our sponsorship packages are flexible to meet your organization's philanthropic or marketing objectives. For more information or to discuss how one of our sponsorship packages can work for you, please call (470) 893-0556 or scan the QR to view available sponsorship opportunities.



Scan for Sponsorship Opportunities

HGA would like to thank our 2026 Convergence® Sponsors.



MEMBERSHIP

Makes A Difference



ENCOURAGE EXCELLENCE
INSPIRE CREATIVITY
PRESERVE THE FIBER ARTS

WeaveSpinDye.org

Inquire about Professional Membership benefits



Asian Tea Service (basket) by Kathy Ervin and photo by Eric Neurath. Blue Rills (jacket) by Denise Kovnat and photo by Steve Spottswood. additional photos by David Rorick.



Presented by the Handweavers Guild of America, Inc.

Plan Your Schedule

Use this worksheet to plan your conference schedule.

It's easy to fill up with Sessions – and we hope you will – but be sure to make time for volunteering, shopping in the Marketplace, perusing the Exhibits; taking a Tour; and attending Special Events such as a Juror's Talk, the Keynote, and the Fashion Show. We recommend scheduling a minimum of 4-5 hours for the Marketplace and Exhibits.

Don't forget to plan time to recharge.

View Sessions: <https://weavespindye.org/sessions/>

View Tours: <https://weavespindye.org/tours/>

View Volunteer Opportunities: <https://weavespindye.org/volunteer/>

View Full Schedule: <https://weavespindye.org/schedule-and-registration/>

Tuesday, August 11, 2026

8:15 AM	<input type="checkbox"/> Explore New Orleans			<input type="checkbox"/> Tour: A Day of Mardi Gras Magic: Costumes, Culture & Celebration
11:30 AM	<input type="checkbox"/> Volunteer Interest Meeting			<input type="checkbox"/> Explore New Orleans
12:00 PM	<input type="checkbox"/> Volunteer to Stuff Tote Bags	<input type="checkbox"/> <i>Small Expressions</i> Shuttle Bus	<input type="checkbox"/> Volunteer for Art Exhibit Installation	
2:00 PM				
3:30 PM	<input type="checkbox"/> Volunteer Interest Meeting			
4:00 PM	<input type="checkbox"/> Registration & Check-In			
5:30 PM				<input type="checkbox"/> Advocates Reception: <i>Celebrating Small Expressions</i> (for donors who give \$300+ in 2026)
7:00 PM				
8:00 PM				



Wednesday, August 12, 2026

7:30 AM – 8:30 AM	<input type="checkbox"/> Welcome Breakfast (Included with CVP)					
Wednesday	90-Minute Sessions:	Half-Day Sessions:	Full Day Sessions:	Multi-Day Sessions:		
9:00 AM – 10:30 AM	<input type="checkbox"/> S-WA1019 Developing Color Ideas from Visual Inspiration Images <input type="checkbox"/> Volunteer for Art Exhibit Installation <input type="checkbox"/> Volunteer _____	<input type="checkbox"/> SS-WA018 All Knotted Up – Shibori <input type="checkbox"/> Volunteer for Art Exhibit Installation <input type="checkbox"/> Volunteer _____	<input type="checkbox"/> 1W-W011 Finger-Manipulated Lace Weaves <input type="checkbox"/> 1W-W012 Intro to Kumihimo Braiding <input type="checkbox"/> 1W-W013 Blend and Spin Your ULTIMATE Sock Yarn <input type="checkbox"/> 1W-W014 Handwoven Fabric as Amazing Journals <input type="checkbox"/> 1W-W015 Tablet Weaving Basics <input type="checkbox"/> 1W-W016 Lacy Waves Transparency <input type="checkbox"/> 1W-W017 Joyful Double Weave <input type="checkbox"/> Tour: Threads of History: A Journey Through New Orleans (begins at 8:30 AM) <input type="checkbox"/> Volunteer for Art Exhibit Installation <input type="checkbox"/> Volunteer _____	<input type="checkbox"/> 3W-W001 Wedge Weave <input type="checkbox"/> 3W-W002 Split-Shed Weaving Deep-Dive: Multiple structures on 4 shafts <input type="checkbox"/> 2W-W003 Wear your Weaving: Sew a Simple Jacket with Handwoven Fabric <input type="checkbox"/> 2W-W004 Weaving Cloth for Nuno Felting <input type="checkbox"/> 2W-W005 Wet Felting + Needle Felting Blue Heron Wool Painting <input type="checkbox"/> 2W-W006 Ply-split braiding: mats and baskets <input type="checkbox"/> 2W-W007 Rigid Heddle Weaving + Woven Shibori <input type="checkbox"/> 2W-W008 Introduction to Wet Felting: Slippers <input type="checkbox"/> 2W-W009 Spin Your Own Yarn for Weaving: Drop Spindle Workshop <input type="checkbox"/> 2W-W010 Designing Four Shaft Boundweave		
10:30 AM – 12:00 PM	<input type="checkbox"/> Volunteer for Art Exhibit Installation <input type="checkbox"/> Volunteer _____					
12:15 PM – 1:15 PM	<input type="checkbox"/> Lunch					
1:30 PM – 4:30 PM	<input type="checkbox"/> Volunteer for Art Exhibit Installation <input type="checkbox"/> Volunteer _____	<input type="checkbox"/> SS-WP020 Playing with Blocks Summer and Winter Made Easy <input type="checkbox"/> SS-WP021 Twisted Shibori <input type="checkbox"/> Volunteer for Art Exhibit Installation <input type="checkbox"/> Volunteer _____				
5:30 PM – 6:30 PM	<input type="checkbox"/> Dinner					
7:00 PM – 7:30 PM	<input type="checkbox"/> Supporters Early Access Fashion Show Seating (for donors who give \$100+ in 2026)					
8:00 PM – 9:30 PM	<input type="checkbox"/> Fashion Show & Dessert Reception (Included with CVP)					
9:00 PM – 11:00 PM	<input type="checkbox"/> Volunteer for Wearable Art Exhibit Installation					



Thursday, August 13, 2026

Thursday	90-Minute Sessions:	Half-Day Sessions:	Full Day Sessions:	Multi-Day Sessions:
9:00 AM – 10:30 AM	<input type="checkbox"/> Marketplace <input type="checkbox"/> Convergence Exhibits <input type="checkbox"/> S-RA1033 Inspiration and Garment Design with Handwoven Fabrics <input type="checkbox"/> S-RA1034 The Art History of Fiber Arts <input type="checkbox"/> S-RA1035 Tai Chi for Weavers	<input type="checkbox"/> Marketplace <input type="checkbox"/> Convergence Exhibits <input type="checkbox"/> Tour: Inside NOLA Creativity: A JAMNOLA & Artist Studio Experience <input type="checkbox"/> SS-RA029 Direct Warping on a Sectional Beam <input type="checkbox"/> SS-RA030 Hitomezashi Sashiko Structures <input type="checkbox"/> SS-RA031 Origami Wrapped Journal <input type="checkbox"/> SS-RA032 Double Weave Drafting	<input type="checkbox"/> 1W-R024 Beaded Kumihimo Immersion <input type="checkbox"/> 1W-R025 Garneting For Textured Effects in Spinning and Weaving <input type="checkbox"/> 1W-R026 The Magic of Illumination Paste <input type="checkbox"/> 1W-R027 Name Drafts, 8 Shafts, and Parallel Threadings <input type="checkbox"/> 1W-R028 Sulawesi Tablet Weaving	Continued from Wednesday: <input type="checkbox"/> 3W-W001 Wedge Weave <input type="checkbox"/> 3W-W002 Split-Shed Weaving Deep-Dive: Multiple structures on 4 shafts <input type="checkbox"/> 2W-W003 Wear your Weaving: Sew a Simple Jacket with Handwoven Fabric <input type="checkbox"/> 2W-W004 Weaving Cloth for Nuno Felting <input type="checkbox"/> 2W-W005 Wet Felting + Needle Felting Blue Heron Wool Painting <input type="checkbox"/> 2W-W006 Ply-split braiding: mats and baskets <input type="checkbox"/> 2W-W007 Rigid Heddle Weaving + Woven Shibori <input type="checkbox"/> 2W-W008 Introduction to Wet Felting: Slippers <input type="checkbox"/> 2W-W009 Spin Your Own Yarn for Weaving: Drop Spindle Workshop <input type="checkbox"/> 2W-W010 Designing Four Shaft Boundweave <input type="checkbox"/> 3W-R022 Transparency Weaving <input type="checkbox"/> 2W-R023 Twining with a Twist: 2 and 3 Color Taniko
11:00 AM – 12:00 PM	<input type="checkbox"/> Marketplace <input type="checkbox"/> Convergence Exhibits <input type="checkbox"/> S-RA2036 Amazing Lace <input type="checkbox"/> S-RA2037 Ikat Velvet in Uzbekistan			
12:00 PM – 12:30 PM				
12:30 PM – 1:30 PM	<input type="checkbox"/> Lunch <input type="checkbox"/> Marketplace <input type="checkbox"/> Convergence Exhibits			
1:30 PM – 3:00 PM	<input type="checkbox"/> Marketplace <input type="checkbox"/> Convergence Exhibits <input type="checkbox"/> S-RP3041 Deflection Detection: How to Bend Threads <input type="checkbox"/> S-RP3042 Velvet Powerloom Makes Cloth for Decoy Tanks <input type="checkbox"/> Volunteer _____	<input type="checkbox"/> Marketplace <input type="checkbox"/> Convergence Exhibits <input type="checkbox"/> SS-RP038 The Business Side of Fiber Arts <input type="checkbox"/> SS-RP039 Creating Patterns for Simple Styles Using Body Proportions <input type="checkbox"/> SS-RP040 Weaving with T-shirts (including Making T-shirt Yarn 3 ways) <input type="checkbox"/> Volunteer _____		
3:30 PM – 5:00 PM	<input type="checkbox"/> Marketplace <input type="checkbox"/> Convergence Exhibits <input type="checkbox"/> S-RP4043 Mending Handwoven Cloth <input type="checkbox"/> S-RP4044 Weaving for the Future: Exploring Sustainability Trends for Weavers			
4:30 PM – 7:00 PM	<input type="checkbox"/> (4:30 PM – 5:30 PM) Tablet Weavers' International Studies & Techniques (TWIST) Open Meeting <input type="checkbox"/> (5:15 PM – 6:00 PM) Juror's Talk: Functional Art Exhibit <input type="checkbox"/> (5:30 PM – 6:30 PM) Dinner <input type="checkbox"/> (6:15 PM – 7:00 PM) Juror's Talk: Yardage Exhibit			
7:30 PM – 9:00 PM	<input type="checkbox"/> Thread Talks (Included with CVP)			



Friday, August 14, 2026

Friday	90-Minute Sessions:	Half-Day Sessions:	Full Day Sessions:	Multi-Day Sessions:
9:00 AM – 10:30 AM	<input type="checkbox"/> Marketplace <input type="checkbox"/> Convergence Exhibits <input type="checkbox"/> Juror's Talk: Functional Art Exhibit (until 9:45 AM) <input type="checkbox"/> S-FA1065 How Body Measurements Impact your Clothing Pattern <input type="checkbox"/> Volunteer _____	<input type="checkbox"/> Marketplace <input type="checkbox"/> Convergence Exhibits <input type="checkbox"/> SS-FA059 Intro to Temari Balls <input type="checkbox"/> SS-FA060 Best Practices in Fractal Spinning <input type="checkbox"/> SS-FA061 Ply-split braiding – get started! <input type="checkbox"/> SS-FA062 Getting Unstuck with Tablet Weaving <input type="checkbox"/> SS-FA063 Woven Realities: Creating Digital Art from Your Weaving with AI and Glitch Techniques <input type="checkbox"/> SS-FA064 Ikat Shifting: Eight Techniques	<input type="checkbox"/> 1W-F050 Edge Finishing+ Sewing Seams for Hand-Woven Garments <input type="checkbox"/> 1W-F051 Introduction to Hand Brooms with Plaiting <input type="checkbox"/> 1W-F052 One, Two, Three Twill on the Rigid Heddle Loom <input type="checkbox"/> 1W-F053 Color Theory and Parallel Threadings <input type="checkbox"/> 1W-F054 All Day Dye - 2 in 1 <input type="checkbox"/> 1W-F055 Instant Silk Dyeing with Colorhue <input type="checkbox"/> 1W-F056 Complex Doubleweave, 4 to 16 shafts. <input type="checkbox"/> 1W-F057 Beginning Inkle Weaving <input type="checkbox"/> 1W-F058 Hat on a Ball!	Continued from Wednesday: <input type="checkbox"/> 3W-W001 Wedge Weave <input type="checkbox"/> 3W-W002 Split-Shed Weaving Deep-Dive: Multiple structures on 4 shafts Continued from Thursday: <input type="checkbox"/> 3W-R022 Transparency Weaving <input type="checkbox"/> 2W-R023 Twining with a Twist: 2 and 3 Color Taniko <input type="checkbox"/> 3W-F045 Mosaic Nuno Felt Garments <input type="checkbox"/> 3W-F046 Exploring Shape Through Overshot <input type="checkbox"/> 2W-F047 Dye-licious— Colors to Feast On <input type="checkbox"/> 2W-F048 Tapestry with Texture <input type="checkbox"/> 2W-F049 L'Amour de Maman; Acadian Weaving
11:00 AM – 12:00 PM	<input type="checkbox"/> Marketplace <input type="checkbox"/> Convergence Exhibits <input type="checkbox"/> S-FA2066 From Pinterest to Pattern <input type="checkbox"/> Volunteer _____			
12:00 PM – 12:30 PM				
12:30 PM – 1:30 PM	<input type="checkbox"/> Lunch <input type="checkbox"/> Marketplace <input type="checkbox"/> Convergence Exhibits			
1:30 PM – 3:00 PM	<input type="checkbox"/> Marketplace <input type="checkbox"/> Convergence Exhibits <input type="checkbox"/> S-FP3072 Doup Leno Basics <input type="checkbox"/> S-FP3073 Ikat: Legends of Exotic Cloth	<input type="checkbox"/> Marketplace <input type="checkbox"/> Convergence Exhibits <input type="checkbox"/> SS-FP067 Crafting Content: A Creative's Guide to Social Media <input type="checkbox"/> SS-FP068 Fancy Mini Beanpot <input type="checkbox"/> SS-FP069 Braiding with Leather, Beads, & Rings <input type="checkbox"/> SS-FP070 Cross-armed ('Turkish') Spindles: Cops and Draws <input type="checkbox"/> SS-FP071 Get Started Mending Handwovens		
3:30 PM – 5:00 PM	<input type="checkbox"/> Marketplace <input type="checkbox"/> Convergence Exhibits <input type="checkbox"/> S-FP4074 Stretchy Garments in History, or What's Sprang <input type="checkbox"/> S-FP4075 Weaves of the Thunder Dragon: The Art of Bhutanese Textile Craft			
5:00 PM – 7:00 PM	<input type="checkbox"/> (5:00 PM – 5:30 PM) Handwoven Kitchen Towel Exchange <input type="checkbox"/> (5:15 PM – 6:45 PM) Juror's Talk Wearable Art Exhibit <input type="checkbox"/> (5:30 PM – 6:30 PM) Dinner <input type="checkbox"/> (6:00 PM – 7:00 PM) Guild and Nonprofit Meet & Greet (Included with CVP)			
7:00 PM – 9:00 PM	<input type="checkbox"/> Twilight Madness (Included with CVP)			
8:30 PM – 9:30 PM	<input type="checkbox"/> Supporters Reception: Celebrating Philanthropy (for donors who give \$100+ in 2026)			

Saturday, August 15, 2026

Saturday	90-Minute Sessions:	Half-Day Sessions:	Full Day:	Multi-Day Sessions:
9:00 AM – 10:30 AM	<input type="checkbox"/> Marketplace <input type="checkbox"/> Convergence Exhibits <input type="checkbox"/> Juror's Talk: Functional Art Exhibit (to 9:45 AM) <input type="checkbox"/> S-SA1094 Finish and Exhibit that Piece! <input type="checkbox"/> S-SA1095 Planning Handwoven Wearables - Balancing Structure & Design <input type="checkbox"/> Volunteer _____	<input type="checkbox"/> Marketplace <input type="checkbox"/> Convergence Exhibits <input type="checkbox"/> SS-SA087 Sew a Mini Scarf - The Perfect Yarn Stash Buster <input type="checkbox"/> SS-SA088 Beading & History with the Yellow Pocahontas Black-Creole Masking Indians of New Orleans <input type="checkbox"/> SS-SA089 Upcycling Sweater Yarn; Eco-friendly and Economical <input type="checkbox"/> SS-SA090 Color Wheels for Predicting Color in Fiber <input type="checkbox"/> SS-SA091 Passion for Plain Weave <input type="checkbox"/> SS-SA092 Magic with Ribbon: Dragon Boat Decorations <input type="checkbox"/> SS-SA093 Woolen Spinning	<input type="checkbox"/> 1W-S081 Double Weave with Two Heddles for Rigid Heddle Loom <input type="checkbox"/> 1W-S082 Blending Boards: Going Against the Grain <input type="checkbox"/> 1W-S083 Techniques to Create Dimensional Weaving <input type="checkbox"/> 1W-S084 Ply-split braiding - Low-tech solutions <input type="checkbox"/> 1W-S085 Split-Shed Weaving: Creating imagery with color-blending <input type="checkbox"/> 1W-S086 Pin Loom Weaving A to Z	Continued from Thurs: <input type="checkbox"/> 3W-R022 Transparency Weaving Continued from Friday: <input type="checkbox"/> 3W-F045 Mosaic Nuno Felt Garments <input type="checkbox"/> 3W-F046 Exploring Shape Through Overshot <input type="checkbox"/> 2W-F047 Dye-licious Colors <input type="checkbox"/> 2W-F048 Tapestry with Texture <input type="checkbox"/> 2W-F049 L'Amour de Maman; Acadian Weaving <input type="checkbox"/> 2W-S076 Cabbage Kale Kohlrabi <input type="checkbox"/> 2W-S077 Sprang Lace <input type="checkbox"/> 2W-S078 Ikat Warp Workshop <input type="checkbox"/> 2W-S079 Introduction to Tapestry and Dye <input type="checkbox"/> 2W-S080 Deflected Double Weave: Connections, Layers & Pockets
11:00 AM – 12:00 PM	<input type="checkbox"/> Marketplace <input type="checkbox"/> Convergence Exhibits <input type="checkbox"/> S-SA2096 Better Smart Phone Photography for Fiber Artists <input type="checkbox"/> S-SA2097 Amazing Hacks for Warping Front to Back <input type="checkbox"/> Volunteer _____			
12:00 – 12:30 PM				
12:30 PM – 1:30 PM	<input type="checkbox"/> Friend Luncheon with Keynote Speaker (for donors who give \$500+ in 2026) (begins at 12:15) <input type="checkbox"/> Lunch <input type="checkbox"/> Marketplace <input type="checkbox"/> Convergence Exhibits			
1:30 PM – 3:00 PM	<input type="checkbox"/> Marketplace <input type="checkbox"/> Convergence Exhibits <input type="checkbox"/> S-SP3102 Road Trip Intro to Digital Print Design <input type="checkbox"/> S-SP3103 Crafting Clarity: Writing Art Statements <input type="checkbox"/> S-SP3104 Bejeweled Yarns	<input type="checkbox"/> Marketplace <input type="checkbox"/> Convergence Exhibits <input type="checkbox"/> SS-SP098 Beginning Sewing with Handwoven Fabric, Tips and Tricks <input type="checkbox"/> SS-SP099 Sheep & Wool School: The Primitives <input type="checkbox"/> SS-SP100 Loomed Beadwork Basics <input type="checkbox"/> SS-SP101 Inkle Your Way: How to Design Custom Inkle Bands <input type="checkbox"/> Volunteer _____		
3:30 PM – 5:00 PM	<input type="checkbox"/> Marketplace <input type="checkbox"/> Convergence Exhibits <input type="checkbox"/> S-SP4105 The Wool Bump Project <input type="checkbox"/> S-SP4106 Card Trick: The Magic of Tablet Weaving			
5:00 PM – 7:45 PM	<input type="checkbox"/> (5:00 PM – 5:45 PM) Complex Weavers Open Meeting <input type="checkbox"/> (5:15 PM – 6:00 PM) Juror's Talk Mixed Media Exhibit <input type="checkbox"/> (5:30 PM – 6:30 PM) Dinner <input type="checkbox"/> (6:15 PM – 7:45 PM) Juror's Talk Wearable Art Exhibit			
8:00 PM – 9:30 PM	<input type="checkbox"/> Keynote Presentation: Karen Hampton (Included with CVP)			

Sunday, August 16, 2026

Sunday	90-Minute Sessions:	Half-Day Sessions:	Full Day Sessions:	Multi-Day Sessions:
9:00 AM – 10:30 AM	<input type="checkbox"/> Marketplace <input type="checkbox"/> Convergence Exhibits <input type="checkbox"/> Juror's Talk: Mixed Media Exhibit (until 9:45 AM) <input type="checkbox"/> S-UA1124 Chilkat Warp Wrapping <input type="checkbox"/> S-UA1125 Just Gamp It! <input type="checkbox"/> S-UA1126 The New Transparency: Innovative Designs for Transparency Weaving	<input type="checkbox"/> Marketplace <input type="checkbox"/> Convergence Exhibits <input type="checkbox"/> SS-UA117 Visible Mending with Speedweave Looms and Embroidery <input type="checkbox"/> SS-UA118 Whistle While You Warp <input type="checkbox"/> SS-UA119 Connecting Through Craft: Engaging Your Audience Online <input type="checkbox"/> SS-UA120 Bow Loom Weaving <input type="checkbox"/> SS-UA121 Beyond Plain Weave: Pick-up Stick Patterns on the Rigid-heddle loom <input type="checkbox"/> SS-UA122 Cobweb spinning <input type="checkbox"/> SS-UA123 Norman Kennedy's Ethnic Spinning Slides	<input type="checkbox"/> 1W-U107 Gain Confidence to Sew a Well-Fitting Handwoven Garment <input type="checkbox"/> 1W-U108 Beginning Tenneriffe Lace - Little Woven Circles <input type="checkbox"/> 1W-U109 Monk's Belt: A Simple and Delightful Weave <input type="checkbox"/> 1W-U110 Needle Felt A Sheep Using A Wire Armature <input type="checkbox"/> 1W-U111 Ply-split braiding – Braid that camell! <input type="checkbox"/> 1W-U112 Warp Painting With Natural Dyes <input type="checkbox"/> 1W-U113 A Spinner's Breed Study <input type="checkbox"/> 1W-U114 Bead Weaving Sampler Variations: Right Angle Weave, Even Count Peyote, Basic Herringbone <input type="checkbox"/> 1W-U115 Sashiko Stitching on Sunprints <input type="checkbox"/> 1W-U116 Inkle Pick-up on Horizontal Stripes	Continued from Friday: <input type="checkbox"/> 3W-F045 Mosaic Nuno Felt Garments <input type="checkbox"/> 3W-F046 Exploring Shape Through Overshot Continued from Saturday: <input type="checkbox"/> 2W-S076 Cabbage Kale Kohlrabi <input type="checkbox"/> 2W-S077 Sprang Lace <input type="checkbox"/> 2W-S078 Ikat Warp Workshop <input type="checkbox"/> 2W-S079 Introduction to Tapestry and Dye <input type="checkbox"/> 2W-S080 Deflected Double Weave: Connections, Layers & Pockets
11:00 AM – 12:00 PM	<input type="checkbox"/> Marketplace <input type="checkbox"/> Convergence Exhibits <input type="checkbox"/> S-UA2127 Creative Journaling for Weavers <input type="checkbox"/> S-UA2128 Introduction to Split-Shed Weaving			
12:00 PM – 12:30 PM				
12:30 PM – 1:30 PM	<input type="checkbox"/> Lunch <input type="checkbox"/> Marketplace <input type="checkbox"/> Convergence Exhibits <input type="checkbox"/> Strut Your Stuff Informal Fashion Show (begins at 12:15)			
1:30 PM – 3:00 PM	<input type="checkbox"/> Marketplace <input type="checkbox"/> Convergence Exhibits <input type="checkbox"/> S-UP3136 Ravenstail and Chilkat Weaving: Fiber Arts of Northwest Coastal People <input type="checkbox"/> S-UP3137 Weaving Influencers of the 1950's	<input type="checkbox"/> Marketplace <input type="checkbox"/> Convergence Exhibits <input type="checkbox"/> SS-UP129 Intro to Creative Tapestry Weaving <input type="checkbox"/> SS-UP130 Color Choices for Pattern Weaving <input type="checkbox"/> SS-UP131 Infinite Energy: Designing Stripes and Plaids <input type="checkbox"/> SS-UP132 Continuous Strand Weaving on a Triangle Loom <input type="checkbox"/> SS-UP133 From Studio to Screen: Teaching Fiber Arts Virtually <input type="checkbox"/> SS-UP134 Viking Knitting: Trichinopoly on a Dowel <input type="checkbox"/> SS-UP135 L'Amour de Maman		
3:30 PM – 5:00 PM	<input type="checkbox"/> Marketplace <input type="checkbox"/> Convergence Exhibits <input type="checkbox"/> S-UP4138 Combinations and Collaborations <input type="checkbox"/> S-UP4139 Remodeling your loom			
5:00 PM – 11:00 PM	<input type="checkbox"/> (5:30 PM – 6:30 PM) Dinner <input type="checkbox"/> (5:00 PM – 11:00 PM) Volunteer with Exhibit Deinstallation			



Monday, August 17, 2026

8:00 AM – 5:45 PM	<input type="checkbox"/> Tour: Acadian Threads: A Journey Through Louisiana's Weaving Heritage
9:00 AM – 10:00 AM	<input type="checkbox"/> Volunteer Appreciation Breakfast